

**WEAPONS AND  
IMPLEMENTS  
OF SAVAGE RACES  
LIEUT.-COL. MONTAGUE**

UC-NRLF



B 3 425 398

ROBERTSON  
LIBRARY  
UNIVERSITY OF  
CALIFORNIA

ANTHROPOLOGY LIBRARY

GIFT OF  
HORACE W. CARPENTIER



EX LIBRIS







WEAPONS AND IMPLEMENTS  
OF SAVAGE RACES



# WEAPONS AND IMPLEMENTS OF SAVAGE RACES

(AUSTRALASIA, OCEANIA, AND AFRICA)

BY

LIEUT.-COL. L. A. D. MONTAGUE

FULLY ILLUSTRATED BY THE AUTHOR FROM SPECIMENS  
MOSTLY IN HIS COLLECTION

LONDON

“THE BAZAAR, EXCHANGE & MART” OFFICE  
WINDSOR HOUSE, BREAM'S BUILDINGS, E.C.4

1921





## PREFACE

THE fact that works on ethnographical specimens are few in number, and that reliable information concerning these interesting objects is hard to obtain, has led to the re-publication in book form of a series of articles on the subject which I have contributed to *The Bazaar* during the last four years. The study of weapons and implements of savage races has been taken up by an increasing number of collectors, and also by many outside that fraternity ; it is therefore hoped that this little work may at any rate go some way towards supplying a want.

The subject is such an extensive one that its adequate treatment would entail the publication of many volumes, and the present attempt claims to be nothing more than a handbook or guide. It contains as full a description of specimens from Australasia, Oceania, and Africa as its size permits ; but it was impossible to include any from Asia or America without unduly curtailing the other sections.

The specimens illustrated are mostly in my own collection, and I have made every effort correctly to

identify and describe them. It is, however, often extremely difficult to trace ethnographical specimens with certainty to the place of origin, so it is quite possible that mistakes of attribution may be discovered. Still, as in doubtful cases I have consulted the authorities connected with our public collections (for whose courteous assistance I must here offer my thanks), I think that the information I have got together may be taken as up to date and generally correct.

LEOPOLD A. D. MONTAGUE.

*September, 1921.*

## CONTENTS

	PAGE
INTRODUCTION - - - - -	I
PART I	
AUSTRALIA - - - - -	6
NEW ZEALAND - - - - -	50
EASTER ISLAND - - - - -	64
MARQUESAS ISLANDS - - - - -	67
AUSTRAL (TUBUAI) ISLANDS - - - - -	68
HERVEY (OR COOK'S) ISLANDS - - - - -	73
TONGA AND SAMOA - - - - -	77
NIUÉ OR SAVAGE ISLAND - - - - -	81
FIJI - - - - -	86
GILBERT ISLANDS - - - - -	95
NEW CALEDONIA - - - - -	101
NEW HEBRIDES - - - - -	105
SANTA CRUZ (QUEEN CHARLOTTE ISLANDS) - - - - -	108
THE SOLOMON ISLANDS - - - - -	109
ADMIRALTY ISLANDS - - - - -	118
NEW BRITAIN, NEW IRELAND, AND ADJACENT ISLANDS - - - - -	122
THE MASSIM DISTRICT - - - - -	124
NEW GUINEA - - - - -	127

					PAGE
PART II					
SOUTH AFRICA	-	-	-	-	138
BECHUANALAND	-	-	-	-	151
ANGOLA	-	-	-	-	153
BELGIAN CONGO AND FRENCH CONGO	-	-	-	-	154
KAMERUN	-	-	-	-	185
NORTHERN NIGERIA	-	-	-	-	187
SOUTHERN NIGERIA	-	-	-	-	215
CENTRAL AFRICA	-	-	-	-	217
NYASSALAND PROTECTORATE	-	-	-	-	219
EAST AFRICA	-	-	-	-	221
THE KIKUYU DISTRICT	-	-	-	-	227
SOMALILAND	-	-	-	-	229
HINTS TO COLLECTORS	-	-	-	-	231
INDEX	-	-	-	-	235

# WEAPONS AND IMPLEMENTS OF SAVAGE RACES

## INTRODUCTION

TO most of us, whether we have the collecting instinct or not, there is a peculiar fascination connected with the strange weapons, implements, and other objects coming from the less civilized parts of the world, where mankind, in many cases, is still in a stage of evolution which could only have been paralleled in this country some centuries before the Roman invasion. That most of the savage races producing these objects are gradually becoming civilized or are dying out, renders it all the more important that no time should be lost in gathering all possible information concerning their history, religion, art, and customs, and preserving specimens of their handiwork, which, not many years hence, may be very difficult to obtain.

But, apart from the scientific study of ethnography, there is a romantic interest about a collection of South Sea, African, or other specimens of native work which makes a general appeal. These curious clubs of

polished wood, spears barbed with human bones, and swords edged with sharks' teeth take us mentally to the coral islands of the Pacific, and call up reminiscences of many a tale of adventure in the South Seas ; whilst the sight of African fetishes, war-knives, and throwing-spears instantly transports an imaginative individual to the mysterious forests of the Dark Continent, suggesting perils encountered by Stanley and the other explorers, human sacrifices, and what not.

The ethnographical room in a museum is therefore always popular, but, curiously enough, the scientific study of ethnographical specimens was greatly neglected up to quite a late period in the last century, and the only obtainable general work on the subject was (and would seem still to be) Wood's "Natural History of Man," to illustrate which the author formed a private collection. Nearly every local museum possessed, it is true, a certain number of specimens, but these were seldom properly arranged, and were incorrectly labelled almost as often as not. Even at the present day there is much room for improvement as far as some of the small provincial museums are concerned, but the magnificent ethnographical collection at the British Museum, re-arranged since the War, offers an excellent example of modern classification, followed by the museums at Oxford, Cambridge, Exeter, and others of the same standing.

Collecting such curiosities upon scientific lines is now being taken up to an increasing extent, and will

undoubtedly become quite a fashionable hobby before long, causing the prices, already fairly high, to rise still further. The bargains of the last century are now rarely obtainable, though, unless one goes in for rarities such as ancient Maori productions, it is by no means too late to begin collecting. The nucleus of a collection may be found on the walls of the entrance-hall or staircase of many a residence, for it has long been customary to hang up such weapons as decorations, although in many cases their present owner has a very hazy notion of what they really are and where they came from.

No doubt ethnographical specimens will be faked as the demand for them increases, but at present they are imitated to a less extent than other things collected. West African curios, particularly fetish figures and carved work, are made to order by the natives, and also counterfeited by Europeans for sale to passengers on the West Coast steamers (if not for the English market), yet I have never come across faked weapons such as spears and war-knives. The costly Maori antiquities are doubtless imitated now and then, whenever deception is possible, though, as far as I am aware, the faker has not yet concerned himself with Australian weapons. South Sea clubs and spears do not lend themselves to fraudulent imitation, and it would never pay a European carver to copy the intricate designs on some of the paddles, axe-hafts, and other implements; but the collector should fight shy

of new-looking weapons in unused condition, as these are turned out by the natives in Fiji and probably on other islands now more or less civilized, for sale to visitors. These specimens can hardly be called fakes, being really made by the natives from old patterns, yet nevertheless are of little interest or value when compared with weapons actually constructed for use in warfare, and probably so used. Antiquity is, in fact, a great factor in the value of all curiosities produced by savages, really old examples usually fetching three or four times the price of modern ones. This not only applies to such things as Benin brasses, West African jujus, axes, and the like, but to such common weapons as throwing-spears and knives.

The size of this little work renders it necessary to restrict the specimens described and illustrated to those coming under the head of weapons and implements, which eliminates many articles of equal interest not properly belonging to either class. These are not, however, so generally collected or so suitable for exhibition on the walls of a private house, many of them being of anything but a decorative character. For instance, the funeral and fetish masks of West Africa and the Congo are repulsively ugly, though of peculiar interest to a student of native superstitions, secret societies, and ceremonies; whilst large carvings, furniture, costumes, and even personal ornaments are more suitable for a museum than for a private collection. The same may be said of native musical instru-



ments (though there are a few collectors of these), and miscellaneous productions requiring glass cases to exhibit properly. I should have liked to include at least a few specimens of these classes, but they are hardly within the scope of a guidebook mainly intended to help in the identification of specimens likely to be in the possession of its readers, or, at any rate, to be obtainable by them should they take up collecting on the lines suggested. For the same reason most of the specimens illustrated are not of any special rarity, but are such as are frequently seen in the dealers' shops, and are pretty sure to be come across sooner or later. I regret that I was unable to include drawings of weapons from many of the lesser-known Pacific islands, as also from several African districts, having no specimens from which to make them; but have endeavoured to make up for this omission by very fully describing the examples (over 200 in number) here figured, which comprise the principal types brought home.

## PART I

### AUSTRALIA

#### CLUBS

AUSTRALIAN clubs are fairly easily distinguishable from those of the Pacific islands, though often difficult to identify as coming from any particular part of the immense island continent. This is specially the case with the short club usually called a *waddy*, which seems to be made, with but slightly varying pattern, in most parts excepting the west, where clubs appear to be in less general use and assume a distinctive shape. The typical waddy is usually fairly straight, shaped like an elongated bud, and made from eucalyptus or other tough wood, and most specimens finding their way to this country come from Victoria or New South Wales.

No. 1 of Fig. 1 shows a characteristic specimen of the Victoria type, said to be called a *nulla-nulla*. It is 28 inches in length, with a considerable swell running to a conical point, and is of a yellowish-brown wood (eucalyptus?) brought to a dull polish. The head is incised with a kind of herring-bone pattern

filling rectangles alternating with blank spaces, between longitudinal herring-bone borders. The section is circular, but in many specimens it is oval or irregular. Fig. 1, No. 2, was presented to my son (the late P. D. Montague) by the West Australian Museum at Perth, W.A., and shows the type of club used in the north-west as contrasted with that of the south-east. It is a straight cylinder,  $33\frac{1}{4}$  inches long, slightly tapering towards the extremities, with surface grooved by the marks of the tool with which it was dressed. It is thickly covered with red ochre, which may have been applied to prevent it from slipping in the hand as much as for decorative purposes, and must have been frequently renewed, as it comes off freely when the weapon is handled. This specimen came from the Drysdale River, North Kimberley, and is of a pattern not often brought home.

Returning to the waddy, this is occasionally rendered more formidable by a series of diverging spikes cut round the head, as in the mace-like example No. 1 of Fig. 2, which came from New South Wales. This has six rows of teeth, with ten teeth in each row, the top being pointed, making the weapon effective for thrusting as well as striking. The conical part, as well as the lower part of the head, is coloured with red ochre, and white clay (?) shows between the teeth. The butt is conical, with grip roughened: length  $31\frac{1}{4}$  inches. I recently bought this specimen from a dealer, price ten shillings. No. 2 of Fig. 2 is a waddy

of superior workmanship and exceptional length, measuring  $34\frac{1}{2}$  inches. It is of a dark wood, smoothed, and has three chains of roughly circular

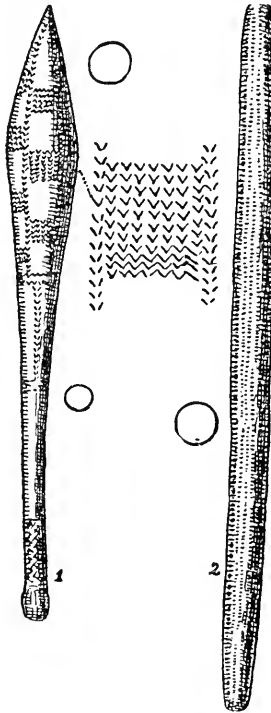


FIG. 1.—(1) Waddy of Victoria Type. (2) Club covered with Red Ochre, Drysdale River, North Kimberley.

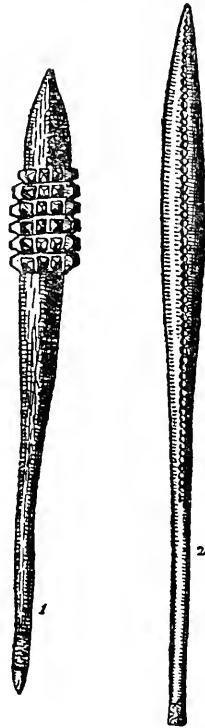


FIG. 2.—(1) Toothed Waddy, New South Wales. (2) Long Waddy.

hollows running from the point to some distance below the slightly swelling head, probably intended to make a blow bite the better. The butt ends square, and is roughened for a very short distance. I do not know

the district of origin, but should place it in the south or south-east. Fig. 3 is of a waddy with leaf-shaped head running to blunt edges, and a pointed tapering handle pierced for a cord near the end. It is  $25\frac{3}{4}$  inches long, and is remarkable for the carved designs upon

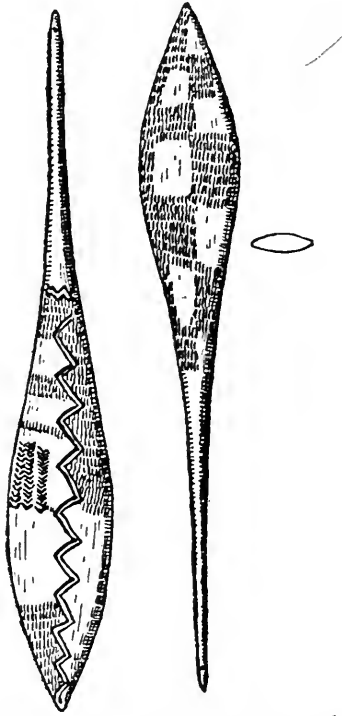


FIG. 3.—Waddy with Carved Designs, probably from South-Eastern Australia.

it. A double zigzag (suggesting waves) runs down the head upon one face, the other being divided checkerwise as shown in the illustration. It is a very nice specimen of somewhat unusual form, and was

bought with No. 1 of Fig. 2, so is probably from the south-east. The pointed handle of this variety of waddy is of use to scratch up the earth with which the combatants cover their hands, in order to get a better grip, during the extraordinary native duels in which they alternately present their heads to be bludgeoned.

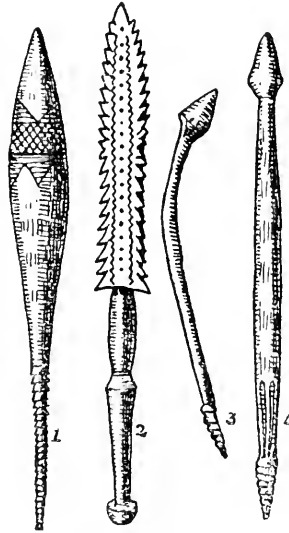


FIG. 4.—(1) "Deadum-deadum," Southern Australia. (2) Leah, or Toothed Waddy. (3) Missile Waddy. (4) Parrying-Stick.

(All from Exeter Museum.)

The objects sketched in Fig. 4 are all in the Exeter Museum. No. 1 is labelled as a *deadum-deadum* (suggestive name!) from South Australia, and the handle tapers to a point in a series of diminishing and overlapping rings. No. 2 is called a *leah*, or toothed

waddy, and is also attributed to South Australia. It has a four-sided head, with the edges cut into sharp teeth. No. 3 is a missile waddy, and No. 4 a parrying-stick (south-eastern region?).

The parrying-stick is used to strike aside the *kylie* (boomerang) and spear, but no doubt serves as a light

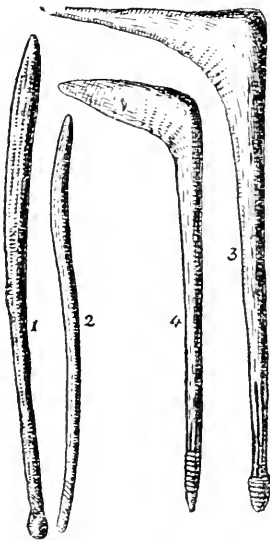


FIG. 5.—(1) and (2) Parrying-Sticks from Kookynie District. (3) Beaked Club (Malga), South-Eastern Australia. (4) Ditto, Victoria Type.

club upon occasion. Two specimens from the Kookynie district of West Australia are seen in Nos. 1 and 2 of Fig. 5. They are dressed from small branches (naturally curved), the longer one measuring 27 inches and having the butt covered with a lump of Black-boy gum. The grips are scored, the tops rounded,

and both specimens covered with red ochre. They were presented by the West Australian Museum.

In Nos. 3 and 4 we see specimens of a beaked club known as a *malga* or *leowal*, made from a bent branch so that the grain follows the angle or curve of the head. The object of this shape is to reach round the parrying-shield (which the waddy would not do), and get in a peck with the sharp beak. The *malga* is a favourite club for use in the native dances ("corroborees"), for beating time by clashing one with another or on a shield. No. 3 measures 29 inches in a line drawn from the tip of the beak to the butt, which tapers in a series of rounded rings, the shaft being longitudinally grooved round the grip. The head is almost at right angles to the shaft, and measures  $11\frac{1}{4}$  inches. No. 4 (from Victoria) is a smaller weapon of much the same pattern, but with the head less angular and broader in proportion.

### SPEARS

Australian spears in a complete state do not often come to this country, probably on account of their great length, which makes them troublesome to bring home; but even in Australia the earlier stone-headed examples are becoming more and more difficult to procure, so that it is not surprising they should fetch high prices when put up for sale in London. The Australian spear is, in most districts, only used as a



missile, being hurled by means of a contrivance known as a *woomero*, or spear-thrower, which, acting as a lever, gives the weapon an extra impetus. The natives can usually aim so accurately as to be fairly certain of hitting a moving mark at any range up to 60 yards, whilst the extreme distance to which spears can be thrown is said to be surprising.

The spears vary greatly in workmanship, the commoner sort being little more than long, pointed sticks, generally not even straight, but those with stone or glass heads show considerable skill in construction. The specimens here described were all brought home by my son, the late Paul D. Montague, and were either obtained by him from the natives or presented to him by the West Australian Museum at Perth. They are therefore accurately localised, which adds considerably to the scientific value of the collection.

Fig. 6, No. 1, gives the upper part of an ordinary West Australian specimen from the Upper Murchison (Gascoyne division). This is 8 feet  $7\frac{1}{2}$  inches in length, and is formed from a barked stick running to a flattened, tapering point, below which is lashed a pointed wooden barb, the binding being apparently of sinew. The butt-end is hollowed for the insertion of the hook of the *woomero*. No. 2 is 7 feet 9 inches long, and has a flattish, leaf-shaped, wooden barb, attached by a thread-like binding smeared with Blackboy gum. Below the barb the shaft is decorated with ten or eleven black patches, perhaps tribal marks. This

spear came from the south-western part of West Australia. The black gum used so extensively in the manufacture of Australian weapons is made from either the Spinifex or the Grass-tree (known as the Black-

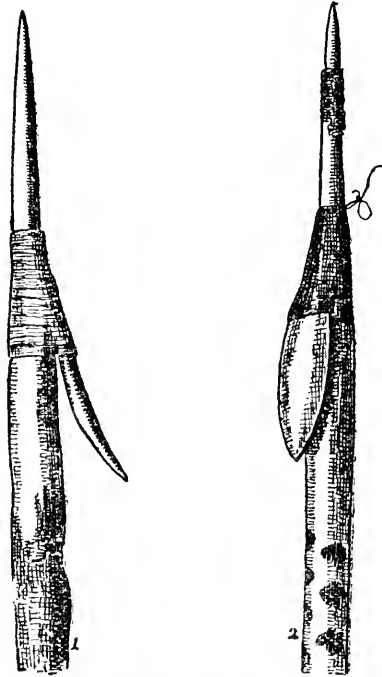


FIG. 6.—West Australian Wood-Barbed Spears. (1) Upper Murchison. (2) South-West of Western Australia.

boy). Spinifex is a kind of spiky grass, and the gum is found at the roots. The Blackboy is a small tree with a tuft of grass-like foliage, from the middle of which springs the flower-stalk, thus looking from a distance something like a native carrying a spear

(hence its popular name). The black gum or wax forms on the stem, and is found on the ground beneath, especially after bush fires. In Western Australia the Blackboy only grows in the southern regions, and the gum used on all objects from the northern districts is from the Spinifex. This is like pitch, and is of a brownish-black colour, containing many fibres.




FIG. 7.—(1) Wooden Spear-Head from Minderoo, Ashburton River.  
(2) From neighbourhood of Geraldton, West Australia.

Fig. 7, No. 1, shows a spear-head of a light-coloured wood, picked up by my son in a deserted native camp at Minderoo, about 22 miles up the Ashburton River. It is armed with five long barbs, cut out on one side, and there is some attempt at decoration in the way of scratched transverse bands. No. 2 is from the

Geraldton district (west coast), and is an example of the barbless type with tapering conical point, flattened for a few inches. The length of this spear is 7 feet 11½ inches, and it has the usual hollow at the butt-end.

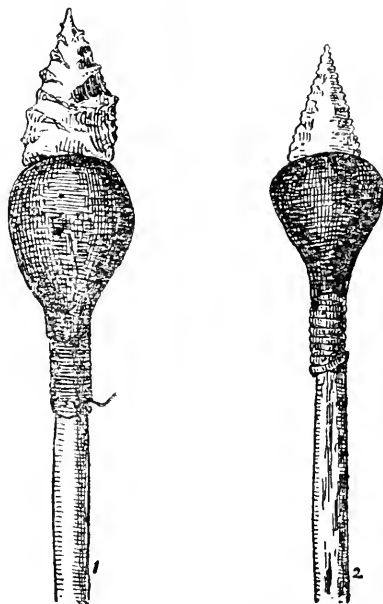


FIG. 8.—Stone-headed Spears from Wyndham, Kimberley, North-West Australia.

Fig. 8 represents two valuable specimens the heads of which might well be mistaken for products of the European Neolithic period of untold centuries B.C. The head of No. 1 is of red quartz, chipped to a leaf shape, and embedded in a lump of Spinifex gum. This is lashed by vegetable fibre to a fore-shaft 55 inches long, made from a more or less straight stick of some

hard wood, which enters a shaft of considerably greater diameter, made from a reed rather like bamboo, the total length being 11 feet  $2\frac{1}{4}$  inches. There is a lashing at the junction and another at the butt-end, to prevent it from splitting from the insertion of the hook of the spear-thrower. The shaft and fore-shaft are daubed with white clay. This is considered to be one of the finest specimens ever brought to England, and is as good as anything in the West Australian Museum. No. 2 has a triangular head of whitish stone (probably quartz), and is 10 feet 4 inches long. The details are much the same as in No. 1, but there is a kink in the stick forming the fore-shaft. Both specimens are from Wyndham, Kimberley, in the north-west.

Nos. 2 and 3 of Fig. 9 show two unmounted stone spear-heads, also from Wyndham. No. 2 is  $3\frac{1}{2}$  inches long, beautifully chipped from white and pink quartz, and markedly Neolithic in its suggestion. No. 3 is of some hard, brownish stone, and looks like a Palæolithic specimen, but this is due to its being unfinished. These stone heads are probably a good many years old, but after the appearance of European settlers the natives began to make spear-heads of glass, using any suitable fragment picked up. No. 1 of Fig. 9 shows a very fine glass-headed spear from Turkey Creek, East Kimberley. The head is chipped exactly in the same manner as the stone heads, but the material is merely greenish bottle-glass. This weapon is other-

wise similar to the Wyndham specimens : total length, 10 feet  $1\frac{3}{4}$  inches ; fore-shaft, 5 feet 8 inches long, made from a straight stick, blackened.

In Fig. 10 we see two unmounted glass spear-heads—No. 1 a large example (about  $5\frac{3}{4}$  inches long),

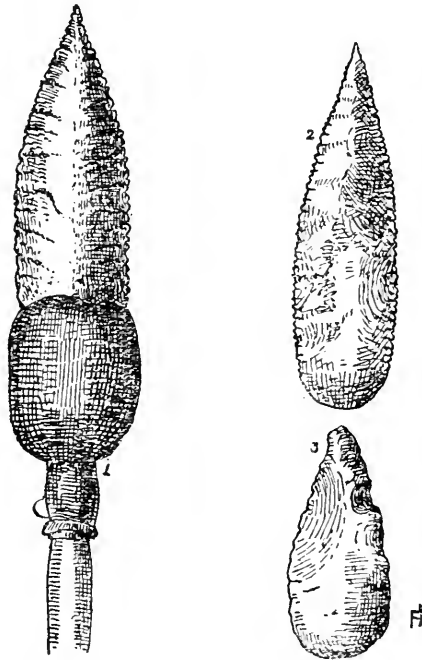


FIG. 9.—(1) Glass-headed Spear from Turkey Creek, East Kimberley. (2) and (3) Stone Spear-Heads from Wyndham, Kimberley.

probably made from the side of a broken wine-bottle. It is of an attractive orange-brown colour, and the point is so fine that it would certainly break even on striking the ground, so it is difficult to understand why the natives should take so much trouble in chipping

and fixing glass heads of this description, which could hardly be serviceable after a throw or two. Some specimens are more finely and regularly chipped than this one, but the operation possibly takes only a short time after constant practice. No. 2 is of transparent white glass, and came from Turkey Creek; No. 1 from Wyndham.

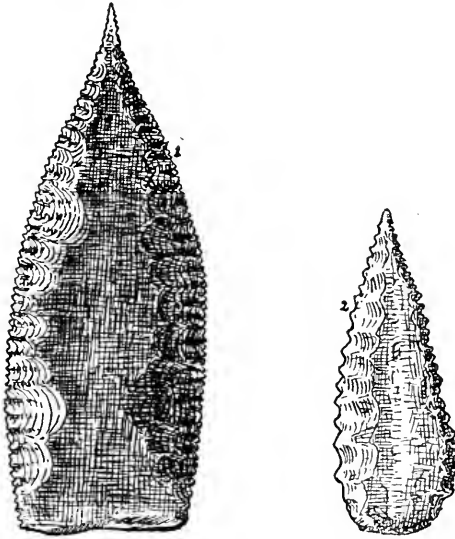


FIG. 10.—Australian Spear-Heads of Bottle-Glass. (1) From Wyndham, Kimberley. (2) From Turkey Creek, East Kimberley.

In some parts of Australia long thrusting-spears are used, but I have seen no examples. There are also spears with two or more points, probably used only for fishing. Very few of the throwing-spears are perfectly straight, and some are so crooked that one would say that they could not be thrown with any

accuracy. The Australian native, however, imparts a peculiar quivering motion to the weapon before throwing it (in fact, shaking his whole body in a very ludicrous manner), and thus seems somehow to counteract the sagging of the long and slender shaft.

### SPEAR-THROWERS

The curious appliance by which the long Australian spear is hurled takes various forms, many districts having some distinctive pattern, but it may be recognized by the hook or peg at the end, usually made from bone, hard wood, or other material, bound on with a lashing, though some tribes cut the hook as an integral part of the implement. The natives of Western Australia call it a *woomero*, but it probably has other names in other parts, Wood calling it a *wummerah*, or *midlah*. By the early settlers it was termed a "throw-stick," but "spear-thrower" seems a better designation.

To throw the spear the *woomero* is held over the shoulder, with the spear resting upon it, the butt-end of the latter, which is usually hollowed, being in contact with the point of the hook or peg. A forward jerk slings the spear on its flight, the spear-thrower thus acting as a lever, and giving the effect of a throw from an enormously long arm. In the north of West Australia the *woomero* is sometimes of great length, though never very broad; but in the south it is shorter



and of considerable width, either flat or slightly concave on the front. Fig. 11 gives two very fine examples (presented by the West Australian Museum) from the Kookynie district. The largest measures

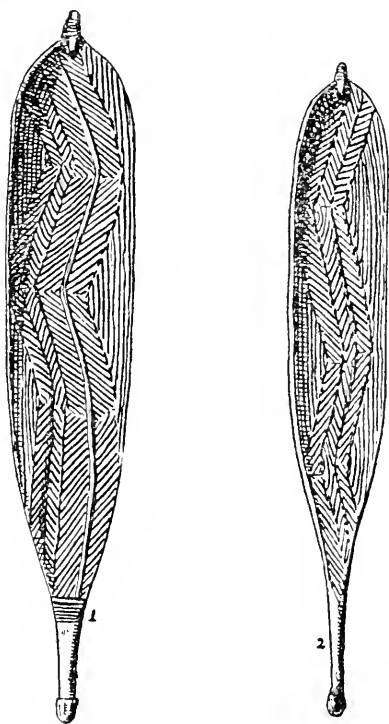


FIG. 11.—Carved Spear-Throwers, Kookynie District,  
West Australia.

$30\frac{3}{4}$  inches in length and  $5\frac{1}{4}$  inches across at the broadest part, the smaller being  $27\frac{3}{4}$  inches long. The fronts are concave (the better to hold the spear in position) and are decorated with carved zigzag

bands, effectively grooved slantwise, the grooving outside the bands being more or less vertical. The wood is rather thin, light in weight, and coloured with red ochre. The pegs are whitish, and apparently of some hard wood, lashed on with sinew, the handles tapering

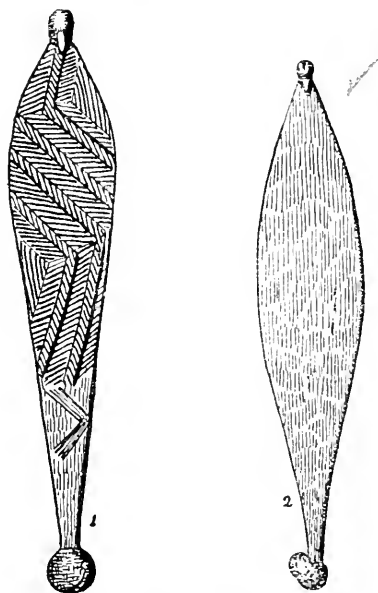


FIG. 12.—West Australian Spear-Throwers. (1) Ashburton District. (2) South-West District.

and ending in small projections, one showing traces of black gum.

No. 1 of Fig. 12 is from the Ashburton district, and is fish-shaped, flat, and ornamented in front with obliquely grooved bands, three of which form angles, the spaces between being grooved in various directions, upright grooving filling in the portions outside the

bands. The peg is of bone, its binding covered with Spinifex gum, a flattish disc of which also forms, or covers, the handle-end. This spear-thrower is of darkish wood, and is 23 inches long by  $4\frac{1}{4}$  inches broad at the widest part. No. 2 is shuttle-shaped, without decoration of any kind, and with a lump of Blackboy gum set at an angle on the end of the handle. The bone peg is very small, with Blackboy gum covering its binding. This specimen is from the south-west district (where Blackboy gum and not Spinifex gum is in use).

Leaving the southern and central regions, Fig. 13 shows the types used in the north-west and north. No. 1 is of surprising length (4 feet  $3\frac{1}{2}$  inches) and gives little idea of its actual object, looking like some strange weapon. It is rounded on the sides, being 3 inches wide above the very short grip, from which point it gradually tapers up to the peg. Below the grip, which has a binding, it spreads out again into an oblong terminal. Peg of bone, with sinew binding covered with Spinifex gum. Obtained at Wyndham, Kimberley. No. 2 is of the same pattern, but shorter, and has been painted white, the tribe from which it was taken having looted some white paint from a station. This specimen came from Turkey Creek, East Kimberley. No. 3 is from the northern territory of Central Australia (governed by South Australia). It is 37 inches long, rather thin, and edged at the sides, being of a reddish-brown colour. The hook

looks more like a claw than anything else, and is attached with the usual binding covered with Spinifex gum. The Rev. J. G. Wood states that the binding of most spear-throwers and other Australian implements is made from sinew taken from the tail of the kangaroo, this sinew making a flat lashing, as on all the specimens here described.

Fig. 14 is from a spear-thrower of quite a different type, attributed to South-Eastern Australia, probably Victoria. In this case there is no peg attached, but a barb-like projection, serving the same purpose, has been cut out at the end. The wood is of a rich brown colour, and the rounded handle runs to a point. On the central part, which is flattened and barely  $1\frac{1}{2}$  inches wide about the middle, an attempt has been made to carve an inscription in capital letters, followed by what may possibly be intended for the representation of a high boot. The inscription is quite meaningless, and may have been cut by a native learning to read, or merely copying the letters on some notice. This specimen is 31 inches long, and was brought home many years ago.

One more variety of spear-thrower appears as No. 1 of Fig. 15, but this may be called a spear-throwing club, being serviceable as a handy light club should such a weapon be needed. It comes from Queensland, and has a slender shaft spreading out into a flattish head with angular edges (the handle-end when used as a thrower, and the head when used



FIG. 13.—Long Woomeros. (1) From Wyndham, Kimberley. (2) From Turkey Creek, East Kimberley. (3) From the northern territory of Central Australia.




FIG. 14. — Inscribed Spear-Thrower, probably from Victoria.



as a club), the total length being 34 inches. Wood figures a similar specimen ("Man," vol. ii., p. 43), but this has the usual hook bound to the slender end, the absence of which on my specimen prevented me from recognizing it as a spear-thrower until I compared it with the illustration mentioned.

### THE WEET-WEET

No. 2 shows a curious Australian missile called a *weet-weet*, or "kangaroo rat," the latter name being given to it on account of its fancied resemblance to that animal when in action. This type is of the form of a bulrush, carved from a solid piece of wood, with the stem, or handle, slender and flexible, the length of my specimen being 26 inches.

The weet-weet may possibly be used for bringing down small animals, but is more of a toy than anything else, and is employed in throwing competitions. When properly hurled it strikes the ground not very far in front of the thrower, and then leaps along in a succession of bounds to an incredible distance. It is used in New South Wales and Victoria, some examples being rather longer than mine, or made with a handle fixed into the head instead of being all in one piece. Specimens are rather rare in this country, and not often offered for sale.

## DIGGING-STICKS

Unfortunately I have up to the present been unable to identify the strange Australian weapon or implement sketched as No. 3, but attribute it to Victoria or New South Wales. It is  $41\frac{1}{2}$  inches long, and has a swelling head running to a slightly bent beak, sharply pointed, the opposite extremity being also pointed. It would be a formidable club, or might be used as a short spear, though possibly it has a more peaceful use, such as that of a digging-stick. The Australian *katta*, or digging-stick, is often used as a weapon, especially by the *gins* (women) when they fall out between themselves; but its primary use is that of an agricultural implement. With it holes are dug for planting tubers, and, despite its inconvenient shape, it takes the place of a spade, being also serviceable to dig out burrowing animals. No. 4 of Fig. 15 represents a very fine specimen, 47 inches in length, brought from the Drysdale River, North Kimberley. It is made of some hard and heavy wood, the surface showing the marks of the dressing tool, and the point, as is usually the case, appears to have been hardened by charring.



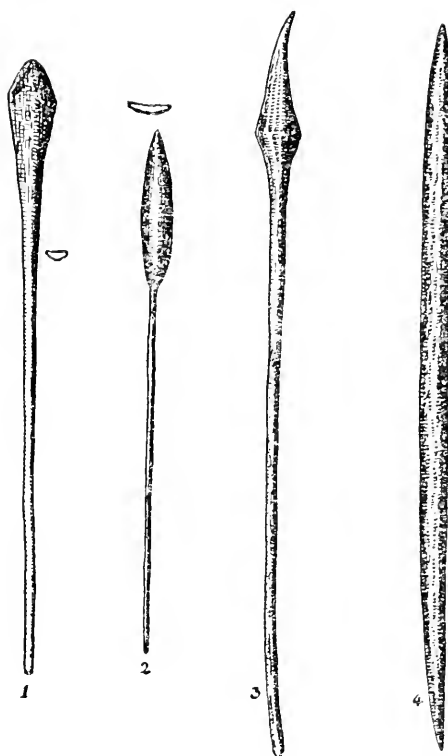


FIG. 15.—(1) Spear-Throwing Club from Queensland. (2) Weet-Weet, or "Kangaroo Rat," from Victoria or New South Wales. (3) Uncertain Weapon or Implement from South-Eastern Australia. (4) Katta, or Digging-Stick, from Drysdale River, North Kimberley.



## BOOMERANGS AND "BULL-ROARERS"

The most widely known Australian weapon is the boomerang, which the natives of the west and north-west call a *kylie*, and now use principally for knocking down birds and other game, though the heavier kind was a formidable weapon in the old days of intertribal warfare. It is hardly necessary to say much about the peculiar flight of this missile, which proverbially returns to its sender should it miss its mark; but although this is true in the case of the light and thin varieties used for fowling, etc., it is not so with the heavy type originating as a weapon of war.

The shape of the boomerang is very variable, some specimens being only slightly curved, while others almost form a half-circle or are more or less angular; but one side is usually flatter than the other, and the edge is always on the inner curve, the weapon being thrown with the flat side underneath and the edge forward. As the boomerang seems to be used in most parts of Australia, it is not easy to localize specimens without data, but in the West Australian examples the tool-marks are not smoothed off, and those from the north-west often have sharply pointed ends (see Fig. 16), whilst a covering of ochre is another characteristic of many *kylies* from the same region. The measurements here given are taken in a straight line from end to end, across the curve.

Fig. 16, No. 1, centrally angular, with sharply

pointed ends, showing tool-marks and apparently once rubbed over with red ochre,  $23\frac{3}{4}$  inches. From Isdell Ranges, Kimberley. No. 2, angular, with one end sharply pointed, 23 inches. From West Kimberley. No. 3, broad, tapering to acute points, and with

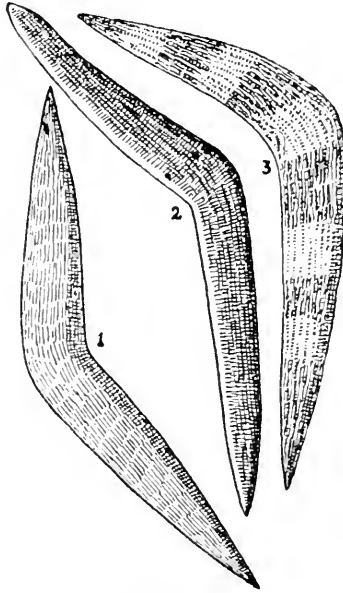


FIG. 16.—Kylies from North-West Australia. (1) Isdell Ranges, Kimberley. (2) West Kimberley. (3) Kimberley.

angular head, decorated with transverse bands of red and pinkish-white (red ochre and white clay tinged with red ochre, respectively),  $21\frac{1}{4}$  inches. From Kimberley. Presented with Nos. 1 and 2 by the West Australian Museum.

Fig. 17, No. 1, slightly curved, a heavy hunting

kylie or light war kylie,  $24\frac{3}{4}$  inches. Bought from a native at Onslow. No. 2, hunting kylie, almost forming an obtuse angle at the centre, 23 inches. Onslow. No. 3, narrow and light kylie, probably used for bringing down birds,  $24\frac{3}{4}$  inches. From the

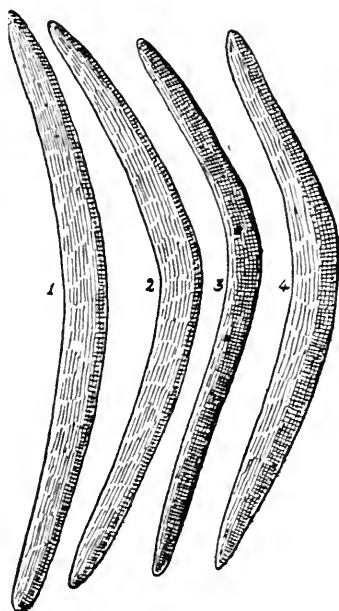


FIG. 17.—West Australian Kylies. (1) Bought from a native at Onslow. (2) Hunting Kylie, Onslow. (3) From head of Ashburton River. (4) From Hardy Junction, Ashburton River.

head of the Ashburton River. No. 4, a broader type of hunting kylie, 22 inches. From Hardy Junction, Ashburton River. These specimens all show tool-marks, and the wood from which they are made is slightly aromatic.

Fig. 18, No. 1, long boomerang of the type used in South-Eastern Australia ; tool-marks almost entirely smoothed away ; little difference between upper and lower faces ; 27 inches. No. 2, war kylie, heavier

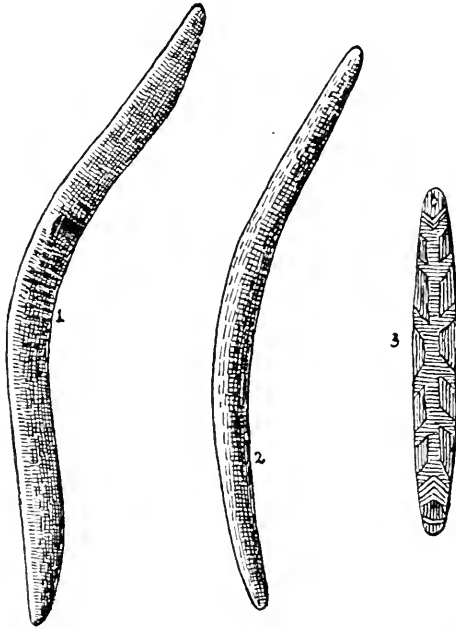


FIG. 18.—(1) Boomerang from South-Eastern Australia. (2) War Kylie from Hardy Junction, Ashburton River. (3) Small Bull-Roarer (Witarna), Western Australia.

and thicker than the hunting types, 25 inches. From Hardy Junction, Ashburton River.

The object shown as No. 3 of Fig. 18 is a small bull-roarer, as used throughout Australia and New Guinea. It is  $12\frac{1}{2}$  inches long, made of a dark-brown wood, and carved in front with a branching design,

the back being rounded and showing tool-marks. It was brought from Western Australia by my son, but was not labelled with the exact locality. The bull-roarer appears to have been an invention of the remotest antiquity, and is thought by some to have been employed in the mysteries of Pan. Curiously enough, bull-roarers of the same character as the Australian and New Guinea examples are used not only in Central and West Africa, but on the American continent, the natives of the interior of Brazil being mentioned among the tribes making them. The Australian type is of elongated ovoid shape, flat or slightly concave in front, and slightly rounded behind, a hole being invariably bored near one end for the attachment of a cord. Holding the end of this cord, the user rapidly whirls the roarer round and round in the air, which causes it to emit a weird roaring or booming sound, the deepness of the note depending upon the size of the instrument. The native name is, according to Wood, *witarna*, and he gives an account of its employment in the rites by which youths are initiated as men. He says that the cord by which it is whirled is of human hair, and goes on to say: "The *witarna* is kept by the old men of the tribe, and is invested with sundry and somewhat contradictory attributes. Its sound is supposed to drive away evil spirits, and at the same time to be very injurious to women and children, no uninitiated being allowed to hear it. Consequently the women are horribly afraid

of it, and take care to remove themselves and their children so far from the place of initiation that there is no chance of being reached by the dreadful sound.”

Two fine bull-roarers are seen in Fig. 19—No. 1 from Wiluna, and No. 2 from the Kookynie district, Western Australia. The first is 21 inches long, and

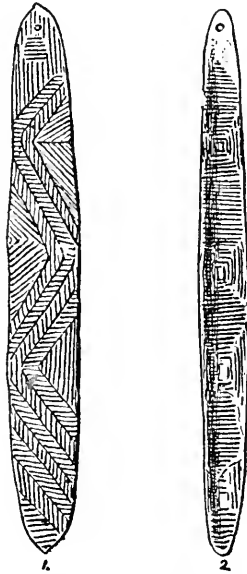


FIG. 19.—Bull-Roarers used in Initiation Ceremonies. (1) From Wiluna. (2) From the Kookynie District.

might at first sight be taken for a small shield. It is of a dark-brown colour, probably mainly due to ochre, and is ornamented with a carved design very similar to that upon the Kookynie spear-throwers. No. 2 is an inch longer, though not so broad, the front in this case longitudinally concave. The carved orna-



mentation is roughly executed in grooves, and consists of diminishing squares divided by transverse grooving, the wood being of a very light colour. Australian bull-roarers seldom appear in the curiosity shops, but boomerangs of the common variety are plentiful, and should not cost more than 5s. each.

### SHIELDS

The shields used by the Australian natives are of two types—the parrying-shield, intended to deflect missiles, and one of a broader type for the protection of the body. The former is sometimes so curiously shaped that there is little suggestion of a shield about it, though, in the hands of a native, it is a most efficient defence against the boomerang or throwing-spear, a dexterous twist by means of the central handle causing one or other of the shield's extremities either to turn aside or to break such weapons, just before reaching the mark intended. The Australian parrying-shield would therefore gain nothing through being broad, but must be of solid construction and fairly heavy, as the missiles against which it is employed are thrown with considerable force and velocity.

Fig. 20 is of a parrying-shield known as a *tamarang*, of a shape used in South-Eastern and probably parts of Southern Australia. I do not know exactly where the specimen came from, but attribute it to Victoria. It is very heavy, with the central part bulging out

longitudinally, and is much deeper than it is wide, the front being keeled. The front faces are carved with a simple but effective pattern of diminishing lozenges, and the sides of the back converge to a rounded ridge, forming a short handle at the centre, round which an oblong opening has been cut out so that it may be grasped. This opening is of the small size charac-



FIG. 20.—Parrying-Shield (Tamarang), South-Eastern Australia.

and the sides of the back converge to a rounded ridge, forming a short handle at the centre, round which an oblong opening has been cut out so that it may be grasped. This opening is of the small size charac-

teristic of Australian shields in general, the hands of the Aborigines being remarkably slender. The ends of this tamarang are prolonged and reduced to the diameter of a stout stick, and appear to have been hardened by charring. Length, 3 feet ; width,  $2\frac{1}{4}$  inches ;

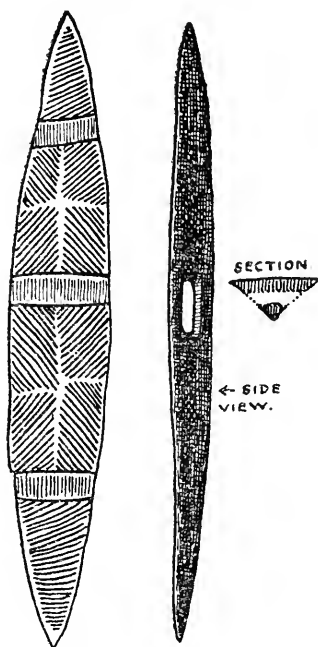


FIG. 21.—Parrying-Shield, Victoria (?).

depth at centre, 6 inches. The tamarang is used in native dances, and in shape is curiously like a shield of the African Dinkas, from which, however, it may be distinguished by the carved ornamentation.

Fig. 21 shows a shuttle-shaped parrying-shield from the same region. It is cut from a thick piece of hard

wood, and has a triangular section, the front face being 4 inches across at the widest part, and the sides  $2\frac{3}{4}$  inches. The opening at the handle is hardly more than  $2\frac{3}{4}$  inches in length, and is cut from one of the converging sides to the other, as before. The front is decorated with carved grooving, once filled with

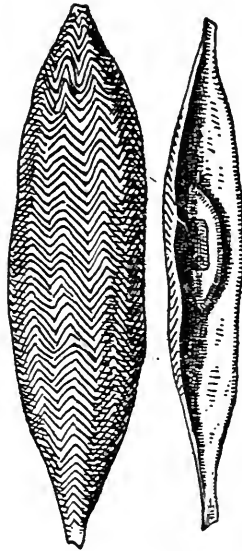


FIG. 22.—Bark-Shield (Mulabakka), Victoria.

white clay, divided by transverse bands coloured with red ochre. Length, 2 feet 2 inches.

Fig. 22 is from a specimen of the bark-shield called a *mulabakka*, as made in Victoria. Being cut from a longitudinal strip of bark, the back is naturally concave, and this example has a projecting handle cut out; but in many specimens the handle is formed from

a bent piece of stick, the ends of which pass entirely through the bark. The mulabakka is generally shuttle-shaped, and sometimes runs to considerably prolonged extremities of little strength. It is broader than the usual parrying-shields (the specimen figured being 9 inches across the middle), and seems to be an intermediate type between the parrying and covering shield. The ends of my specimen may once have had the prolongations above mentioned, which would easily be broken off in striking aside a spear or a boomerang, as the bark, though tough, could hardly resist a strong blow where it is reduced to a narrow strip. On the whole, the mulabakka seems to be a readily-made substitute for the more effective shield of hard wood, though as a rule considered worth ornamenting with wavy grooving of the usual character, often painted with ochre.

Australian covering-shields are much rarer than the parrying-shields, and would appear to be used by a limited number of tribes. One, in the Exeter Museum, is of ovate shape, measuring about 2 feet by 1 foot, and is made of a variety of soft wood that is very heavy when first cut, but becomes as light as cork when dry. This shield bears no carved ornamentation, but the central part is blackened, possibly by fire. An aperture for the hand is cut at the back.

In North-Western and West Australia the shields are generally of the parrying type, being of elongated shape with rounded ends. Fig. 23 shows a fine

example from Cygnet Bay, West Kimberley, presented to my son by the West Australian Museum in 1912. It is of solid construction, with an opening for the fingers cut through the back, as in specimens from the south-east. The front is somewhat rounded,

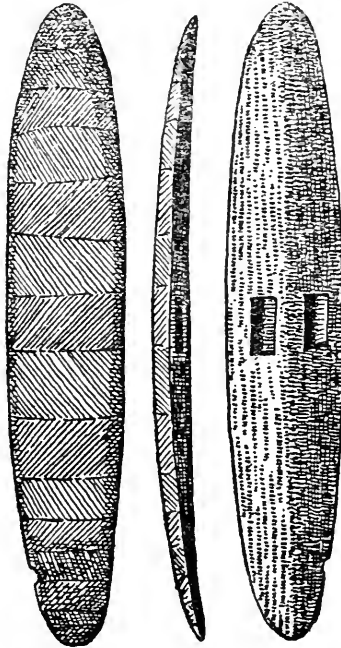


FIG. 23.—Shield from Cygnet Bay, West Kimberley,  
North-West Australia.

and it has a slight longitudinal curve backwards, the edges being rather acute. It is painted with the usual red ochre, and decorated with carved bands of diagonal grooves, alternating in direction. Dimensions, 33 inches by  $6\frac{1}{2}$  inches.

The pattern used in the Ashburton district of West Australia is shown in Fig. 24, this specimen having been bought by my son from a native at Onslow. The length is about 32 inches and the breadth  $5\frac{3}{4}$  inches. The front is flattish, but the ends have

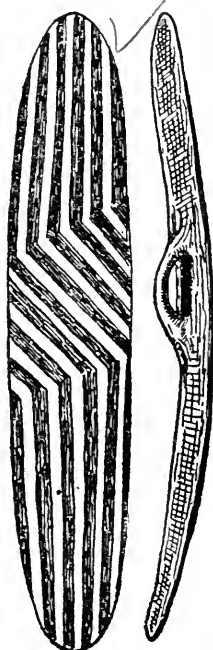


FIG. 24.—Shield bought from a Native at Onslow, West Australia.

a slight curve backwards, and in the centre, behind, is a wooden handle, left projecting when the shield was carved out. The front is decorated with bands of red and white, longitudinal at the top and bottom, but running diagonally at the centre—a very characteristic West Australian design. A second specimen,

of identical pattern, was obtained at the head of the Ashburton River. These shields are rather thin, and lighter than the wooden parrying-shields of Victoria.

The small Kookynie shield illustrated in Fig. 25 is very much the same make as the Ashburton examples. The front has shallow grooves alternately red and white, running in the peculiar manner above described,

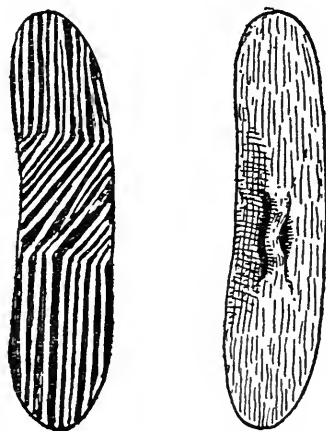


FIG. 25.—Small Shield from Kookynie District, West Australia.

this arrangement being probably intended to dazzle the eyes of an enemy during a fight, when the shield is kept in constant motion. The measurements of this little shield are  $22\frac{1}{2}$  inches by 5 inches.

#### AXES AND MESSAGE-STICKS

The axe appears to be unknown as a weapon of war in Australia, but is largely used by the natives



in tree-climbing. Honey, which is much esteemed, is often only procurable at a considerable height in some decayed tree, and birds' eggs, nuts, small arboreal animals, and other articles of the "black-fellow's" diet, can only be obtained by ascending trees, which sometimes have smooth trunks and no branches within many feet from the ground. To meet the difficulty of climbing under such circumstances the native hunter usually carries a small axe, with which he cuts a succession of little notches, only large enough for the insertion of the big toe, on the surface of the trunk, by means of which he has, from an early age, acquired the art of mounting with safety and remarkable rapidity. The ascent of the trunk having been accomplished, the axe is of further use in cutting out honeycomb or getting at nests in the hollow branches, and the implement is, no doubt, also employed for ordinary work. In the old days the axes had blades of stone, but on the introduction of iron these were superseded by iron blades of the type shown in Fig. 27.

Fig. 26 is drawn from a specimen of a pattern formerly used in West Australia, particularly in the region of the Swan River. The head is of a very rough, dark grey stone,  $5\frac{3}{4}$  inches long, fixed at the middle to a slender wooden handle, pointed at the end, the total length being 14 inches. The head has a double edge, blunt and irregular, and is probably lashed to the haft with kangaroo-tail sinew, but this

is entirely hidden by a covering of Blackboy gum. Stone-headed axes of this form are now rare and valuable, and one (which from the catalogue description seems to have been like the specimen here figured)




FIG. 26.—Stone Axe used in Tree-Climbing, Western Australia.

sold for £2 7s. 6d. at a sale held by Mr. J. C. Stevens not long ago.

The iron-bladed axe shown in Fig. 27 came from Wyndham, Kimberley, and is of the variety incorrectly called a tomahawk. The flat blade is about

$7\frac{3}{4}$  inches long, and the short haft made from a thin strip of pliable wood, the middle part of which passes round the blade, and is then doubled below it and bound with what seems to be twisted human hair, the extremities below the binding gaping apart. The head is therefore fixed in a loop, but is further secured by a cord lashing, a coating of Spinifex gum covering the part of the haft round it.

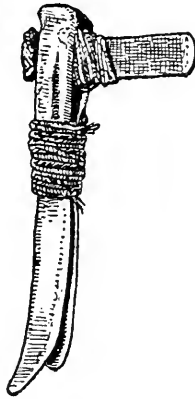


FIG. 27.—Iron-headed Axe for Tree-Climbing, Wyndham, Kimberley.

The curious objects in Fig. 28 are known as “message-sticks,” and are sent when one tribe wishes to communicate with another. Each stick is covered with some distinctive pattern, picked out in black, which, no doubt, bears a definite meaning to the recipient. It seems likely that each head-man has a design of his own, so that a stick on which it appears serves as a credential in the hands of a messenger.

Otherwise the pattern may itself convey the message, though this seems to be less probable. The two examples figured are from the Ashburton River (north-

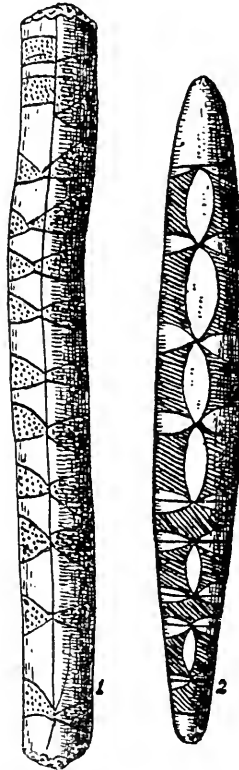


FIG. 28.—Australian Message-Sticks, Ashburton River, N.W.

west). No. 1 is  $8\frac{3}{4}$  inches in length, and is merely a solid section of a small barked branch. The outline of the pattern is deeply scratched, and the dots are small punctures. To make the design stand out, the

stick was probably rubbed over with black wax (? Spinifex gum), and afterwards wiped or scraped on the surface, the wax remaining in the scratches and punctures. No. 2 is cigar-shaped and 7 inches long. It bears a scratched and blackened design, not inartistic, and is of a reddish wood. The message-sticks from Queensland are of rougher make, the patterns on them being rudely cut. Some show spirals or zigzags, or are merely notched.

Another speciality of the Australian "blackfellow" is a mysterious object known as a *churinga*, usually nothing more than a shuttle-shaped piece of wood, decorated after the manner of the shields. I have a specimen from Beagle Bay, 17½ inches long, grooved on the front and adorned with numerous transverse bands of red ochre, alternating with narrower bands of a light colour. The front is flat and the back rounded and coloured red. Churingas of stone are also known, but these are extremely rare.

As far as my son could discover in his explorations, the *churinga* is a kind of tribal fetish, kept hidden in some secret place by the person functioning as medicine-man or priest, and brought out (before the men only) on special occasions, to be anointed and invoked with incantations. Specimens are very difficult to get, even in Australia.

## NEW ZEALAND

### CLUBS

THE old New Zealand war-clubs are quite unlike those made in any other islands of the Pacific, so are very easy to identify, although now hardly ever come across outside important collections. They are, in fact, all extremely rare, as their manufacture for practical use ceased long ago, few being less than fifty years old, whilst many probably date back some centuries.

The characteristic Maori club is known as the *meri*, *mere*, or *merai*, and was made of wood, stone, or bone, and although bluntly edged was intended to crush rather than to cut. The wooden type (called the *patu-parawa*) is usually from 17 to 18 inches long, and 6 or 7 inches wide at the broadest part. In section it is fairly thick at the centre, tapering to a double or single edge, and it is variously formed with an outline roughly resembling that of a ham, billhook, or fiddle. Two remarkably fine antique specimens of the "ham" and "billhook" types (from the Albert Memorial Museum, Exeter) appear in Fig. 29. The top of the handle of the first is carved to represent a

grotesque head with tattooed face, protruding jaw and open mouth, under this head being an opening entirely piercing the handle, with spiral ornamentation carved below. The blade, running to a blunt edge, spreads out towards the rounded end to a breadth of

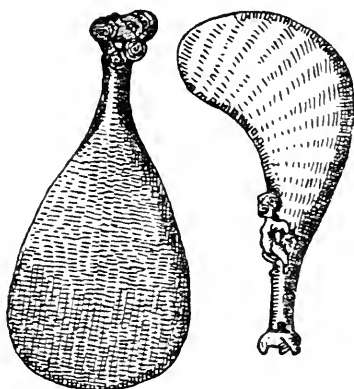


FIG. 29.—Two Fine Specimens of the Patu-Parawa.

(*Exeter Museum.*)

about  $6\frac{3}{4}$  inches, and the total length is approximately 17 inches. The material is a heavy brown wood taking a nice polish.

The other club is remarkable for the curious little goggle-eyed figure cut out so as to project at the base of the concave edge just above the handle. He looks more like a frog than a man, and has only three fingers on the hand visible ; and he is probably intended for Tiki, the God of Creation. Above this figure the blade curves forward, and there is a square hole, for

a wrist-cord, cut through the handle, the end of which is carved in the usual Maori style.

Fig. 30 shows a still more interesting example at Exeter, labelled as supposed to have belonged to a chief named Rangiaho at Poverty Bay, North Island. It is of the "fiddle" pattern (note the curious outline of the back), and is remarkable for a carved figure of



FIG. 30.—Old Maori Wooden Club from Poverty Bay.  
(*Exeter Museum.*)

an old Maori, apparently crucified by means of bands passing over his wrists and ankles. This figure stands out at the base of the inner edge, and may perhaps represent a prisoner of war, though such images are possibly mythological. As usual, there is a hole in the handle for a cord, and the end is carved with spirals, etc. A club of this pattern figured by Taylor



is called *he ko kuti*. Such clubs as these cannot be closely valued, as they are now rarely obtainable, though the Maoris parted with them more readily than with the stone meri, which took much longer to make. The stone meri (see Fig. 31, No. 1) was usually made of dark-green basalt, and is simpler in shape and not so broad as the wooden club. It is smoothly polished and with little or no ornamentation, of elongated

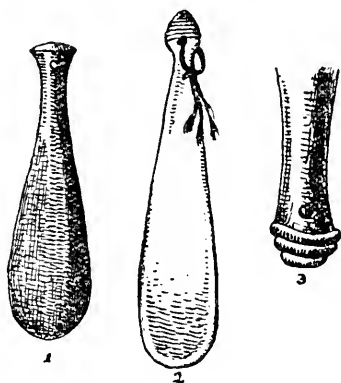


FIG. 31.—(1) Stone Meri (*Exeter Museum*); (2) Bone Meri (*Author's Collection*); (3) Handle of Green Jade Meri (*Exeter Museum*).

elliptical shape, and always straight. The handle narrows to form a grip, and is invariably pierced with a drilled hole. In section the weapon is oval, running to a double blunt edge. It is not surprising that these stone meris should have been considered far too precious readily to barter away, as it must have taken months or even years of patient rubbing to convert a fragment of hard volcanic rock into a well-balanced

and evenly-proportioned weapon like this. The most valuable of all the meris are of green jade—a stone rarely found in fragments large enough for their manufacture. Only chiefs of the highest rank possessed such a treasure, which was guarded as a sacred heirloom, buried with the owner, but dug up again within the year at the ceremony of “bone-cleaning,” when it became the property of his successor. A perfect specimen of a royal jade meri would fetch a big price.\* The handle of a broken one in the Exeter Museum is sketched as No. 3, Fig. 31.

Yet another material from which the meri was carved is the jaw-bone or blade-bone of the cachalot whale. A fine example in my own collection (Fig. 31, No. 2) is cut from the jaw-bone, and is  $17\frac{1}{2}$  inches in length; weight, 12 ounces. It is similar in shape to the stone clubs, but is much thinner and consequently more like a short sword. The front is smooth, but the back shows the cell cavities of the bone, the top of the handle ornamented with carved ridges down to the hole for the wrist-cord. I value this specimen at about £1. At the Exeter Museum there is a long Maori club fashioned from a whale's jaw-bone, the upper end squared and decorated with a carved pattern. It is not of a form generally used, being three or four times as long as the typical meri.

---

\* Although one sold for only £6 6s. at a sale held by Mr. J. C. Stevens, September 24, 1918; but this could hardly have been a choice example.

## MAORI STAVES AND WEAPONS

Although none of the old Maori curiosities may now be called plentiful, the *hani*, or chief's staff of office, is much oftener come across than any other weapon or implement of New Zealand, which is a curious fact, considering that this object was not permitted to be carried by anybody below the rank of chief, and leads me to suppose that chiefs were remarkably numerous. The *hani* was not, strictly speaking, a weapon, although no doubt used as such in cases of emergency, being well adapted either to thrust with as a spear or to strike with as a club, the butt-end being spatulate, with blunt edges, like the Maori *meri*.

Ordinarily the *hani* was carried merely as a badge of office, and it is always of the same pattern, though the size varies greatly. The head suggests that of a spear, but is a conventional representation of the (double) face of the God of Defiance, with his long tongue protruded in mockery of an enemy.

Fig. 32 shows the upper part of a magnificent *hani* in my own collection, and it will be noticed that the tongue of the god is entirely covered with most artistic spiral patterns, boldly and accurately carved. There is a similar face on the other side, the tongue being common to the two, and the eyes are of *paua* (*haliotis*) shell. This specimen is an uncommonly long one—6 feet  $6\frac{3}{4}$  inches—and is of a heavy dark wood. The

shaft is round down to the upper part of the butt, where it gradually spreads out and flattens. Fig. 33 illustrates another hani in its entirety. This one is 5 feet  $10\frac{1}{4}$  inches long, and is ornamented with a tuft



FIG. 32.—Head of Hani, or Chief's Staff of Office.

of feathers and dogs' hair, bound on with blue worsted, below the head. The tongue is carved with the same pattern as the last, but the eyeballs in this case are painted red. The shaft of the hani is usually plain, but is occasionally entirely covered with one of

the beautiful carved patterns in which the Maoris delighted, and which are far more artistic than any ornamentation produced in the other Pacific islands. These designs are mostly of the curve, coil, and spiral

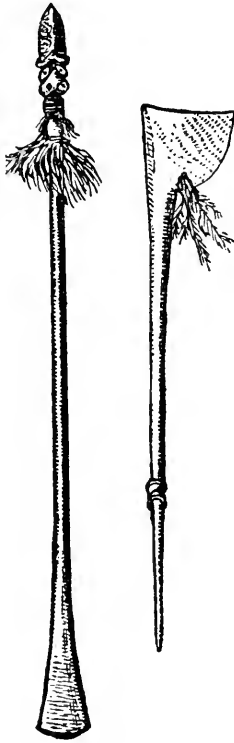


FIG. 33.—Hani and Tewha-Tewha.

order, and are supposed to have been executed with nothing more effective than a sharp stone, shell, or shark's tooth. The protruding tongue, as an emblem of defiance, is found on a great number of Maori

carvings, and its special significance on the hani is that the act of pointing the staff towards an enemy was supposed to convey a deadly insult.

The prices of specimens range from 15s. to 30s. for those with plain shafts, but any unusual feature, such as a carved shaft, would increase the value.

The other object sketched in Fig. 33 was a favourite Maori weapon known as a *tewha-tewha*. It is made from a single piece of heavy wood, and has a blade projecting at right angles from one end, roughly resembling an axe-head, but with the lower corner rounded off. The curved edge is not, however, the one used in action, this being upon the opposite side of the head, below the sharp angle at the top. The other extremity is pointed, and some way above the point is carved a grotesque face with slanting eyes, and open mouth surrounding the shaft, so that the end of the weapon may be taken to represent its tongue. At the base of the projecting part is bored a hole for the attachment of a tuft of feathers. Total length, 4 feet 6 inches.

The *tewha-tewha* as a weapon is quite unique, as it combined the functions of a club, quarter-staff, and spear. It was held horizontally in both hands, and whirled about until an opportunity occurred of either getting in a blow from the edged back of the projecting head or a stab from the spear-like end, the object of the tuft of feathers being to confuse the enemy. Some specimens are minus this tuft, and the proportions of

head and shaft are very variable. This weapon is comparatively common, and 15s. should buy a very good example.

Much rarer is the beautiful carved axe-haft, details



FIG. 34.—Designs on Haft of Maori Battle-Axe.

of which are represented in Fig. 34. This was specially made for use with one of the trade axe-heads which early voyagers bartered with the natives, and which the warlike Maoris mounted as battle-axes. It

is 4 feet 5 inches long, of oval section, keeled front and back, and has a slight curve backwards. Down to  $14\frac{1}{2}$  inches from the pointed butt it is entirely covered with zigzag and slanting designs, divided by horizontal bands, the lower part of the carved portion ending with a conventional head (? the God of Defiance), as upon the tewha-tewha, the pointed butt forming its tongue. At the top a flat piece is cut to fit into the European axe-head, above three crescent-shaped bands on each side, ornamented with spirals. This fine specimen is in my own collection, and is probably worth £2 or so.

The spear among the Maoris went out of use as a weapon a very long time ago, but was afterwards sometimes made as an emblem of hospitality. I once possessed a specimen with a plain barbless point and of no great length, its only decoration being a pair of slanting eyes and vague suggestions of the usual face, carved round the lower part of the shaft. Good specimens of Maori spears are now very rare and fetch high prices.

#### MAORI WALKING-STICKS

The Maori seems to have been fond of carrying a carved stick (the *toko-toko*), and most of these are very quaint. Some represent figures of men or gods, single or in pairs, cut out at intervals, and the least ornate have some interesting subject, such as a face, if not an entire figure, carved on the handle. I have



drawn in Fig. 35 two views of an old Maori walking-stick given to me, about 1881, by a friend who had brought it from New Zealand. It will be seen that it has a crook handle terminating in a head with disc-shaped eyes—possibly the head of some bird, as it



FIG. 35.—Handle of Old Maori Walking-Stick.

seems to have a beak and is distinctly owl-like when viewed from the front. The handle rises from the head of a nude Maori (or one of the Maori gods), who sits cross-legged, raising his right hand to his mouth and concealing his meri, grasped in the left hand, behind his back. This attitude probably has

some special significance, as there is more in most Maori carvings than meets the eye. The lower part of the stick, which is  $33\frac{3}{4}$  inches long, is quite plain, the wood of a rich brown colour.

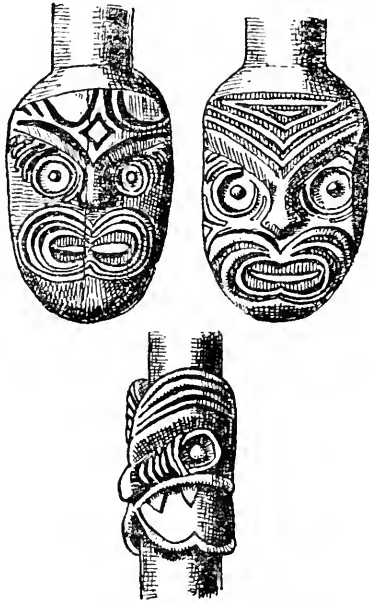


FIG. 36.—Faces carved on Head of Old Maori Walking-Stick, and Design on Shaft.

Fig. 36 gives another type, having a four-sided handle of ovate form. On what may be called the front and back are boldly cut the two faces represented, each with an open mouth showing the tongue, but differing in the *moko*, or tattooing, on the forehead, though the series of tattooed lines round the mouth are much the same. The sides of the handle

are ornamented respectively with a bold spiral and a design of three horizontal bands each of three stripes, with vertical ridges between the bands (a pattern previously noted in the case of the haft of a Maori battle-axe). The peculiarity of this handle is that the stick issues from the top of the double-faced head, which is therefore upside-down when the stick is held handle upwards. About two-thirds of the way down, the shaft is surrounded by the carved head of a weird monster with saucer-shaped eyes and eight large teeth in the upper jaw, but the butt does not issue from the mouth, as in weapons previously described. This stick is exactly the same length as the other one, and is a very old one. I have not drawn it in its entirety, as the parts not shown are unornamented.

## EASTER ISLAND

FEW of the small Pacific islands have aroused more attention than Rapa Nui (Waihu), or Easter Island, which is a lonely volcanic isle only 47 square miles in area, lying nearly half way between the Low Archipelago in Polynesia and the coast of Chile, to which country it belongs. It is chiefly interesting on account of the enormous stone statues, relics of a bygone race, which were set up on terraces over the sea, and which have been a standing puzzle to antiquaries—an ethnographical expedition going out there not long ago. This island was discovered on Easter Day, 1722 (hence its name), and was then fairly densely populated; but by 1882 there were only 150 of the natives left, the decrease being mainly due to polyandry and emigration.

In the old days a few clubs were brought home from this out-of-the-way locality, as the natives then made weapons, probably for intertribal warfare; but it would appear that nothing of the sort has been manufactured there for a very long time, so Easter Island weapons are now of the highest degree of rarity. Many years ago I was lucky enough to pick up, at quite a moderate price, the fine example of a club shown in Fig. 37. It

is 53 inches long, the end somewhat oar-shaped, and is made from a heavy dark-brown wood. The handle terminates in a human janiform head, strongly suggesting the heads carved on a type of paddle-shaped war-club from Bouka, in the Solomons, but is of much



FIG. 37.—A Rare War-Club from Easter Island (Rapa Nui).

better workmanship. The two faces are identical, with overhanging brows and rather long noses, and with curious bands passing from the outer ends of the eyes over the ears. The eyes were originally filled with obsidian (volcanic glass), but in my specimen (otherwise quite perfect) this has disappeared. At the Exeter

Museum there is a smaller specimen with the obsidian discs remaining in the eyes ; otherwise it is similar in all respects to mine. Some collectors call these objects "staves," but I think that there is no doubt that they are clubs, the blade being bluntly edged towards the end, as in the Solomon Islanders' weapons of almost the same shape. There cannot be many specimens in this country outside the large museums.

## MARQUESAS ISLANDS

THE natives of the Marquesas Islands use clubs, spears, and slings. The most distinctive club is of considerable size, made from a heavy dark wood, almost black. The head spreads out and is carved in front with the suggestion of a face, the pupils of the goggle eyes, and also the nose, taking the form of small human faces, carved in relief. There is a projection on each side, in line with the nose, and the neck is ornamented with well-executed carved patterns. These clubs are of considerable value and rarity, and the wood is said to have been hardened by being buried in mud for a considerable time. Another Marquesan club is very long, with an ovate head.

## AUSTRAL (TUBUAI) ISLANDS

GRANTING that the New Zealanders were the most artistic carvers in the South Seas, the second place should be given to the natives of the Austral Islands, or, at any rate, to those of the island called Raivavai (marked Vavitu or Vavitao on most atlases), locally known to traders as High Island. The carving of these natives is perhaps more meticulously executed than that of the Maoris, but it has not the same originality, and shows nothing to equal the beautiful spiral and flowing designs, often pierced or in high relief, of the old New Zealanders. The Raivavai Islanders' carving is, however, very effective, consisting of numerous geometrical patterns usually covering every inch of the object decorated, and most accurately drawn, though, as a rule, in fairly low relief. It is, in fact, a kind of chip carving except on the handle-ends of paddles and some other objects, where deep work is quite successfully executed, and, considering that the designs on the older articles were cut before the introduction of steel or iron tools, their accuracy and finish are simply wonderful.

The finest work is found on the decorative paddles,\*

---

\* Formerly attributed to the Hervey (or Cook's) Islands.



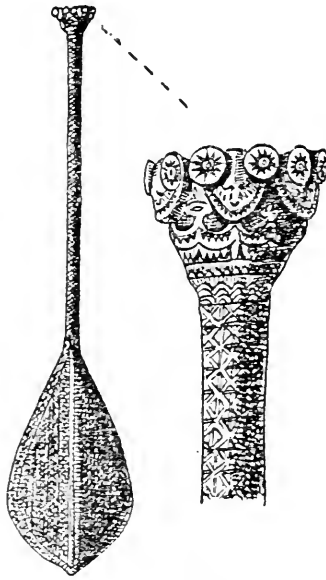


FIG. 38.—Official Paddle from Raivavai (High Island) in the Austral (Tubuai) Group.




FIG. 39.—Rubbing from Centre of Paddle-Blade from Raivavai.



one of which I have drawn in Fig. 38, giving the terminal of the shaft on a larger scale, and in Fig. 39 the patterns carved about the middle of the convex side of the blade. These so-called paddles were not intended for use in the canoes, but are said to have been carried by chiefs as an emblem of authority, just as the Maori chiefs carried the hani. They are sometimes labelled as paddle-shaped clubs, but the blades are too thin and fragile for anything more than temporary use as weapons. This specimen is a trifle over 4 feet 1 inch in length, and is of the typical pattern. The side of the blade shown is convex (almost running to a broad rounded ridge down the middle) and the reverse side is slightly concave. Both sides of the blade are divided into vertical bands, each filled in with a varying pattern, and the convex one has a broad ornamental border. The shaft is round, entirely covered with the same style of design, but ends like the spreading capital of a column, surrounded by six faces (all the same) with owl-like eyes. These faces represent, I believe, the principal native god, but in this I am open to correction. Some of these "paddles" have a squared shaft, and a rectangular flat terminal sometimes takes the place of the capital-shaped type. Some twenty years ago specimens were fairly common in this country, but are now becoming rare, and their value rising. Quite recently one was sold by auction in London for £1 6s. ; but I have lately purchased one for £1 from a provincial dealer. It closely resembles

the example figured, but is larger, measuring 56 inches in length, and the shaft is of an oval section, the blade being quite flat on one side. The carved patterns are much the same as before, and there are nine faces (three or four unfortunately broken) round the terminal, which has a circular design at the end.

## HERVEY (OR COOK'S) ISLANDS

THE Hervey Islanders used spears, slings, and clubs, but specimens of the last are conspicuous by their absence, even in most of the big collections, and the reference works I have consulted give no illustrations of them. Many axes and adzes have, however, been brought home, including a limited number of the curious memorial adzes (see Fig. 40) of which I am fortunate to possess a specimen. These puzzled collectors for a long time because their enormous deeply-carved hafts render them obviously useless as either weapons or tools, and it was supposed (even by the late Rev. J. G. Wood) that they were produced merely as examples of the carver's skill, until their true object was discovered. It would appear that when a Mangaian died (these adzes mostly come from Mangaia) his relatives removed the stone head of his working adze and refitted it to a specially carved haft of the conventional type illustrated, to hang up as a memorial to the deceased, its head never to be used again in canoe making. Sargeant (in "Weapons," Plate 2, No. 3) figures a specimen with a squared haft and describes it as a "long war hatchet," but it is plain

that the sharp edges of its thick handle would injure the hands of any one trying to strike with it. The haft of my example is 9 inches in circumference and  $30\frac{1}{4}$  inches in length. It may be called octagonal in section, and is divided into eight columns, each cross cut into 34 repetitions of a figure like an X with an I in




FIG. 40.—Memorial Stone-headed Adze (with portion of the haft on a larger scale), Mangaia.

the middle (see Fig. 40), in high relief. This design is said to be a degraded and conventionalized representation of a god or man standing with his legs apart and arms extended, but I do not know upon what evidence. The head of the adze is of diorite, attached to the haft by most elaborate cross bindings of sennit

(spelt sinnet by Wood), which is a kind of flat string plaited from the finer fibres of the coconut. These memorial adzes are now of considerable rarity, a good specimen being worth several pounds.

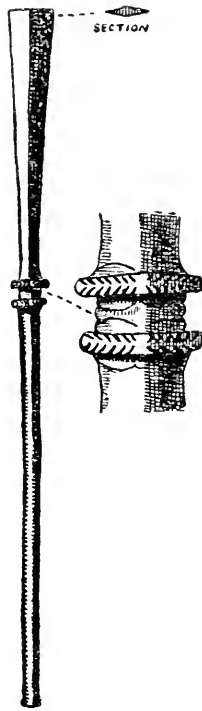


FIG. 41.—Spear-Paddle converted into War-Club (?), Mangaia.

The puzzling object shown in Fig. 41 is of a greenish-brown polished wood, and is 4 feet  $11\frac{3}{4}$  inches long. The shape is Samoan, but the ornament on the shaft is distinctive of Mangaia, in the Hervey Islands. Nobody seems to know of any club quite like it, but it has been

suggested that it may have been cut down from one of the spear-shaped paddles (or paddle-shaped spears) from Mangaia, which have the same ornament on the shaft. These objects have a diamond-shaped blade running to an acute point, and if one were to be cut across below the widest part of the blade, and the butt-end somewhat shortened, the remainder would be formed like my specimen. Possibly, having broken the blade of his long paddle, some ingenious islander carried out the alteration indicated ; but there seems to be no reason why the Manganians should not have designed clubs of this pattern (suggested by the Tongan and Samoan examples) and reproduced thereon the ornamentation familiar on their spear-paddles.



## TONGA AND SAMOA

THE war-clubs made at Tonga (Friendly Islands) and Samoa (Navigators' Islands) are usually difficult, and sometimes almost impossible, to distinguish. This is mainly due to the intercommunication between the groups, as weapons either traded from distant islands or taken in marine encounters or raids were commonly used, and it by no means follows that because a weapon was procured at a certain island it was of local manufacture. This is responsible for many errors in the few published works dealing with South Sea ethnography, and even in Wood's valuable "Natural History of Man" a club of a well-known Marquesas pattern is figured as Samoan, at least one from Samoa as Fijian, and one from New Britain as Tongan. The same sort of mistake is likely to be made by any one attempting to write on the subject, and even our large museums have frequently to alter their labels as old attributions are corrected.

The two clubs drawn in Fig. 42 are almost certainly from Tonga, as they are of types figured as Tongan in the handbook of the ethnographical collection in the British Museum. No. 1 is  $43\frac{1}{2}$  inches long, and cut

from a piece of light coloured wood of no great thickness. It is double-edged, and terminates in an obtusely-pointed head, almost leaf-shaped, with doubly arched base below which are six projecting bands, the head, blade, and bands all having a somewhat elongated diamond-shaped section. No. 2 is of

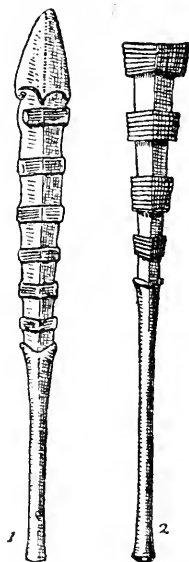


FIG. 42.—Clubs with Transverse Bands, Tonga.

a darker wood, and spreads out to a head, the top of which rises slightly from the centre to the sharp corners, and is surrounded by a projecting grooved band with three similar bands at intervals underneath. The length is 41 inches, and at the end of the butt is a flat curved projection, pierced for a cord (a feature found on many clubs from Samoa, and once considered

almost distinctive of clubs from that group). This projection may be also seen in No. 1 of Fig. 43, though I attribute this club to Tonga, on account of the carved patterns (see Fig. 44) with which the head is covered, one of these patterns being identical with the Fijian zigzag divided by bands, and so suggesting that the

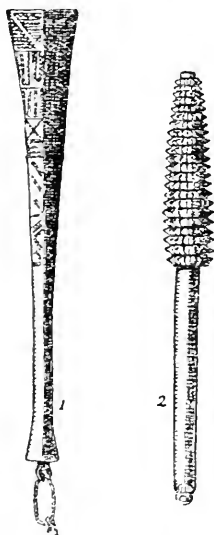


FIG. 43.—(1) Probably from Tonga. (2) From Samoa.

weapon comes from some island nearer to Fiji than is Samoa. The existence of other Tongan specimens of the same shape, the carving on which is still more strikingly of the Fijian character, supports this attribution, though the club resembles a Samoan type in general outline. This specimen is  $24\frac{1}{2}$  inches long, and thicker in the middle than the longer clubs already described.

The mace-like club shown in the same figure is 2 inches shorter, made from a heavy wood of light colour, and with the head cut into a series of sharp spikes. This also has the pierced addition to the butt, and I think is likely to be Samoan rather than Tongan, owing to its affinity to the larger clubs with serrated




FIG. 44.—Carved Patterns on Club (1) of Fig. 43.

heads now assigned to Samoa. Another type, undoubtedly from Samoa, is of a flattish form with cross ridges at the base of the head, these joining medial ridges running to an obtuse point, the edges curving outwards from the point, but recurving above the cross ridges where the blade widens again.

## NIUÉ, OR SAVAGE ISLAND

NIUÉ is a small island, only about thirty miles in circumference, lying not far south of Samoa, and was named Savage Island by Cook, from the fact that the natives killed all strangers landing, out of fear that they might introduce disease.

In their intertribal wars the Niuéans used clubs and bows, and also balls made of stalagmite, which were thrown by hand ; but the only weapons from the island likely to be now obtainable are spears, which were made in great variety of type and pattern.

The curious object reproduced in Fig. 45 is usually described as a spear, though it seems much better adapted for use as a canoe-paddle or steering-oar. It is 7 feet 5 inches in length, and has a spreading blade with tapering end, not pointed, and hardly strong enough to serve as a thrusting weapon of any reliability. Still, these objects would not be called spears by most of the authorities unless some evidence supported this title, and it is probable that they were used as spears in cases of emergency, though primarily designed as paddles. This specimen is beautifully made from wood of a rich brown colour, and has a sharp ridge running

up the middle of the blade on both faces, the butt being pointed, with a collar on the rounded shaft.

Fig. 46 represents the head and central ornament

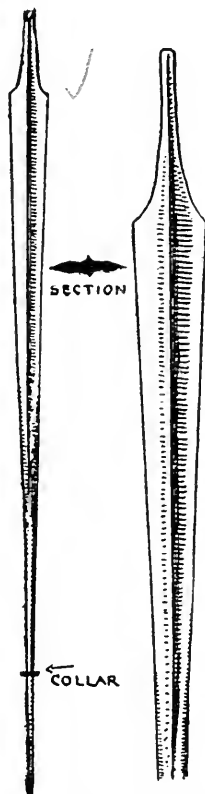


FIG. 45.—Spear or Spear-shaped Paddle, Niué (Savage Island).

of what is undoubtedly a war spear. This is 8 feet 7 inches long, carved from a piece of heavy, dark brown wood with black cloudings, polished. The head is tapering, armed with twelve pairs of barbs (less one



FIG. 46.—War Spear, Niué (Savage Island).

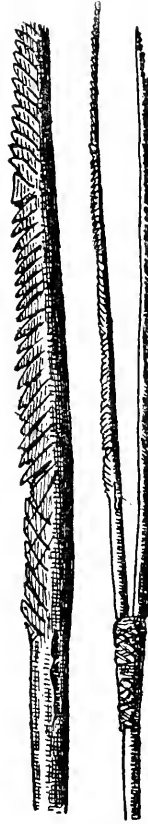


FIG. 47.—Spear with Prongs of Sago - Palm, Niué (Savage Island).





barb missing), the section at this part being diamond-shaped, under which it is rounded and then hexagonal to a point 3 feet  $8\frac{1}{2}$  inches from the tip, where there is a slightly projecting carved zigzag band making six acute angles. The lower part of the shaft is rounded, tapering to the butt-end.

The two-pronged spear shown in Fig. 47 may possibly be a weapon, but is more suggestive of a fishing implement. The prongs are made from the black wood of the Sago-palm (frequently used for spears of this island), and are curiously serrated, one of them with barbs running in opposite directions. They are lashed to a rounded shaft of light wood by means of fibre string, but the original length of the shaft is uncertain, as it has unfortunately been shortened, probably to facilitate packing.

## FIJI

FIJIAN clubs are probably more frequently seen in the curio shops than any others from Oceania, so the number of old specimens brought home must have been very large, to say nothing of modern examples carved by the natives for sale to visitors. The Fijian clubs are usually of a very imposing appearance, looking remarkably well as wall trophies, and there are many different patterns, though the lines of certain types are rarely departed from, and the carved pattern with which the handles and other parts are decorated is in most cases a series of zigzags between parallel bands which are arranged vertically, horizontally, or diagonally.

Three types of club (shown in Fig. 48) are made from a certain small hard-wooded tree which has a strong tap-root and numerous smaller roots diverging from a woody mass of bulbous form, these lower parts being admirably adapted for fashioning into a club-head of a knobby or spiky order. In Fig. 48, No. 1, we see a straight weapon of almost classical shape, suggesting the club of Hercules, made from the stem and roots of the tree in question, the tap-root having been cut to form a flat-ended terminal for the head,

and the other roots rounded into knobs. This beautiful specimen is 3 feet 9 inches long, and very heavy. The lower portion of the butt is surrounded to the length of 9 inches by a carved pattern of zigzags in vertical

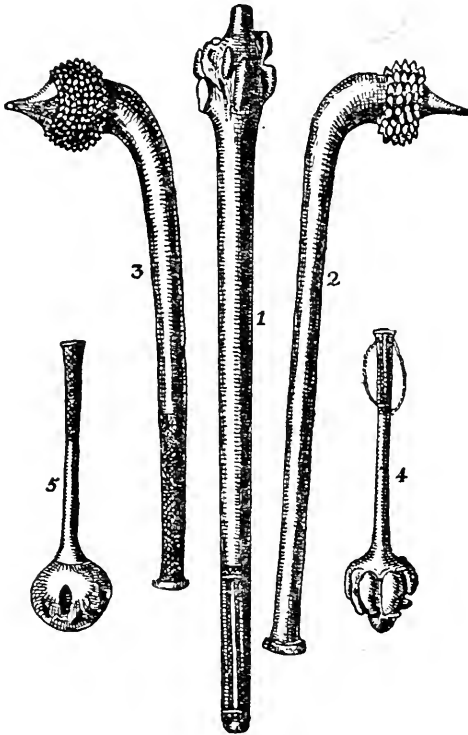


FIG. 48.—Clubs made from Stems and Roots of Trees, Fiji.

bands, and a blemishing cavity in the shaft has been beautifully filled in with some kind of cement. This particular type must be rare, for I have never come across any example except the one figured, which I

bought some thirty years ago. Usually the head of the club is turned at right angles to the shaft, as in Nos. 2 and 3, the roots round the bulbous part being trimmed into bands of sharp teeth, and the tap-root formed into a terminal spike.

This sort of club was called a *toko*, and as the grain follows the bend (for otherwise the spike would soon break off) the method of construction seems rather puzzling, though the explanation is simple. When sufficiently young to be quite pliant the tree was bent over and pegged to the ground, afterwards growing at the desired angle to its root until large enough to dig up to form a club. These tokos must have therefore taken some years in the making, and might be considered specially valuable on that account, but this is not the case, as they are among the commonest of Fijian weapons. No. 2 measures 3 feet  $2\frac{1}{2}$  inches in a line drawn from the tip of the spike to the butt, and is undecorated. No. 3 measures 2 feet 11 inches, and is ornamented with three equidistant diminishing strips of zigzag pattern running up the spike, and the same pattern in slanting and vertical bands is carved round the handle to a length of  $9\frac{3}{4}$  inches, and even on the butt-end. Nos. 4 and 5 represent varieties of a smaller club, called *ula*, used as a missile as well as at close quarters. These are made from the same sort of tree as the others, though at a younger stage of growth, and the root in one case is deeply divided into lobes or flutings, and in the other is fashioned into a more

or less solid ball. No. 4 is 1 foot  $5\frac{3}{4}$  inches long, and No. 5 1 foot  $4\frac{1}{4}$  inches. The handles are carved with the usual pattern, and that of No. 4 is pierced for a cord near the butt-end. This is slightly cupped, and more deeply so in the other specimen.

A common Fiji club has a flat double-edged blade spreading out to an arc at the end and with a medial ridge

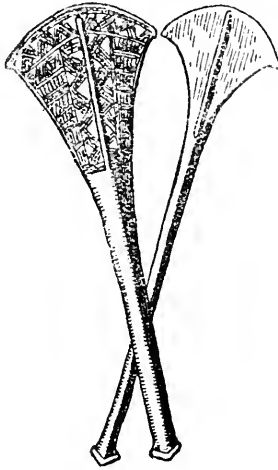


FIG. 49.—Clubs with Spreading Heads, Fiji.

on each side ; the shaft of diamond-shaped section with edges rounded off. Two specimens appear in Fig. 49, one plain and the other carved on the spreading part with the characteristic patterns, the designs being in compartments, some containing zigzags in partly folded bands. The undecorated specimen is lighter and slenderer, the handle terminating in a diamond-shaped projection. Length 3 feet ; the other is 2 feet  $9\frac{1}{2}$  inches

long. In another and rarer form the blade is lengthened above the angles, curving in again and rising to an obtuse point, making the club paddle-shaped. Some of these paddle-shaped clubs are of great width and very heavy, lavishly decorated with carved designs.

The club on the right of Fig. 50 is rather difficult

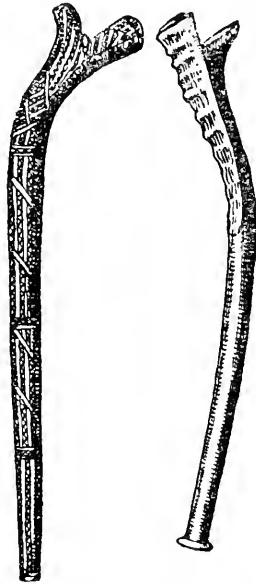


FIG. 50.—Clubs cut from Branches, Fiji.

to describe, the top being something like a short boot with an exaggerated heel, which has a ridge down the middle. The weapon is curved, and the head is bluntly edged on the inner curve, this part being artistically carved, apparently in imitation of bark. The shaft is of circular section and terminates with a projection at the

butt. Total length 3 feet  $1\frac{3}{4}$  inches. I take it that this club was made from an upwardly curving branch, and that a small portion of the trunk, at its junction with the branch, was cut out to form the head. The other specimen seems to be cut from a forked bough, and there is not a quarter of an inch on any part of it (excepting only the butt-end) undecorated with the usual pattern. There is a ridge at the bifurcation and another at the end of the projecting head, the total length being 3 feet 1 inch. This is a rare type, and worth £1 or more.

The next illustration (Fig. 51) shows three clubs of truncheon shape, all more or less cylindrical. No. 1 is 4 feet  $2\frac{1}{2}$  inches long, and has a rounded head and cupped butt-end. To nearly half way from the head it is covered with zigzag and other patterns executed in circular punctures—an unusual mode of decoration. No. 2 is ornamented with a spiral band of three grooves, starting from the upper part of the rudely-decorated handle and ending at the top, which is flat, the butt-end being cupped. Length 3 feet 10 inches. No. 3 is 3 feet long, with top and butt-end both flat; handle nicely carved with the zigzag pattern. Representations of faces, etc., are almost unknown on Fijian clubs, but one at Exeter ends in the head of some flat-faced animal, roughly but effectively carved.

In Fig. 52 is given the upper part of a Fijian club of a type already described, but decorated with a pattern which might be called "nail-head." The

spears of Fiji are often of great length, and are usually barbed, a favourite material for the point and barbs being the sharp tail-bone of the sting-ray, which breaks off in a wound, causing great agony. Wood tells us

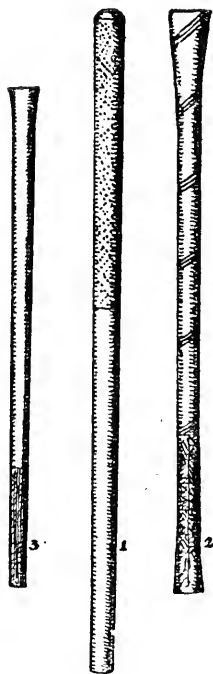


FIG. 51.—Cylindrical Clubs,  
Fiji.



FIG. 52.—Upper Part of Heavy  
Fijian War Club.

that, "Other barbs are made of a wood which has the properties of swelling up when moistened, and bursting in the wound, so that it can hardly be extracted"; but many Fijian spears have less objectionable barbs, merely cut out of the wood forming the



shaft. I have a specimen, attributed to these islands, which has no barbs at all. It is 10 feet in length, with a plain point of round section, and is probably made from some variety of palm-wood. At the place




FIG. 53.—Canoe Paddle, attributed to Fiji.

where it would be grasped is a broad band of coconut sennit, ornamentally laid on to give a better grip. Spears with multiple points are not uncommon, but these are said to be used for spearing fish.

The paddle sketched in Fig. 53 is assigned to Fiji

by an authority consulted, but is of a pattern also used in other groups. It is 4 feet  $3\frac{3}{4}$  inches long, cut from a heavy wood of very dark colour, one face of the blade being quite flat and the other almost so. There is no decoration of any kind, and the pattern is a simple and practical one for canoe work. South Sea paddles are less often brought home than weapons, so are rare here, though not consequently of high price, weapons being in greater demand.

## GILBERT ISLANDS

THE Gilberts consist of about sixteen coral atolls and two hilly islands, lying at the eastern extremity of Micronesia, the group being bisected by the equator. Some of these islands, if not all of them, were formerly called the Kingsmill Islands ; but this name seems to have entirely gone out of use, modern maps marking the group " Gilbert Islands," after Gilbert who, with Marshall, discovered them in 1788.

The Gilbert islanders of the old days were extremely limited as to materials from which to make weapons, as coral islets grow few trees except coco-palms, and furnish no stones suitable for spear-heads or axe-blades. The natives therefore had to make the best of what was available, so long ago hit on the idea of using the teeth of the sharks infesting their waters wherewith to edge the spears, swords, and knives, which could be made from the palm or other wood procurable, the fibre from the coconut, converted into the string called sinnet (or sennit), as also strips cut from the rib of the palm-leaf, serving to bind on the teeth and keep them in position. The result was the evolving of very curious weapons of types not found elsewhere, these being evidently

intended for cutting rather than stabbing, and capable of inflicting most painful wounds, though hardly likely to kill immediately.

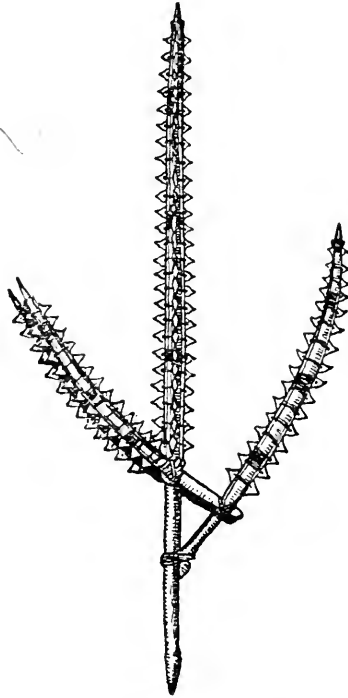


FIG. 54.—Four-bladed Weapon edged with Shark's Teeth,  
Gilbert Islands.

Clubs and bows appear to have been unknown, and all the weapons from the Gilberts seem to be of the same class—edged with sharks' teeth and varying but little in the method of manufacture. The strangest is perhaps the object drawn in Fig. 54, which might be described as a short, four-bladed sword. This is

made of palm-wood, and is 1 foot  $8\frac{3}{4}$  inches in length, the straight portion being of round section, tapering to a point, and armed above the handle with four rows of sharks' teeth; two of these rows being originally of twenty-five teeth, alternating with two shorter rows of eighteen teeth. On one side, just above the handle, is an auxiliary curved blade,  $10\frac{1}{2}$  inches long, with sixteen teeth on each edge, opposite twin blades of the same pattern, with respectively thirteen and fourteen teeth on each edge. The twin blades are about an inch apart at all points, and all three auxiliary blades are lashed on with coconut sennit. The total number of teeth was 172, each tooth pierced with a hole near the middle, through which the sennit, which passes round the wood, binds on the teeth in pairs or fours. The teeth are kept in position by double strips of leaf-rib, these strips being ingeniously secured with the same sennit binding, and there is a black binding, for ornament, at intervals. The extremities are unarmed and not sharply pointed, so that the weapon could be only serviceable for slashing or sawing.

The next illustration (Fig. 55) is of a long sword, measuring over 3 feet 6 inches, with a portion on a larger scale. It is of a light-coloured wood, and originally had 45 teeth on each edge, bound on in the same manner as before described. Below the teeth there is an ornamental band of strips of palm-leaf plaited with sennit, giving a checkered effect, this band covering the ends of the four leaf-rib strips that

secure the teeth. The handle terminates in a projecting cone, like the four-bladed weapon. In the same figure appears a curved knife, 1 foot long, of similar make to the sword.

Fig. 56 illustrates a knife of a stronger and simpler pattern, probably from some island of this group. Here there are no strips to keep the teeth in a line, but a groove for their reception is cut in each edge, and there is a separate binding for each tooth, the sennit passing through a hole in the blade. There are ten such holes down one side and thirteen on the other, but the two lower ones have no teeth attached, as otherwise the hand grasping the handle would be wounded, and they were apparently pierced in error. It is rather like the tooth-edged knives, said to be used for cutting up human flesh at cannibal feasts, which come from other Pacific islands; but the Gilbert islanders, although once addicted to tasting the flesh of dead enemies to gratify revenge or from superstitious motives, never adopted cannibalism as a regular practice. Long lances, of the same pattern as the sword of Fig. 55, also come from these islands, some having cross pieces, armed with the usual teeth, at intervals.

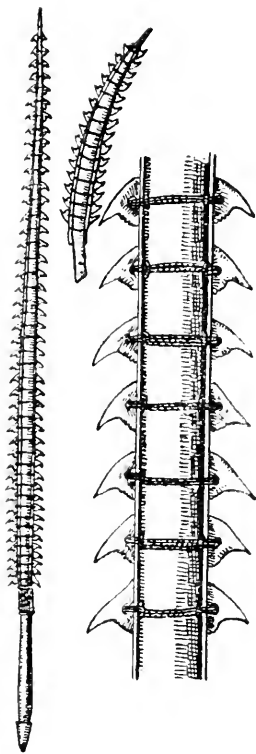


FIG. 55.—Sword and Curved Knife, Gilbert Islands.

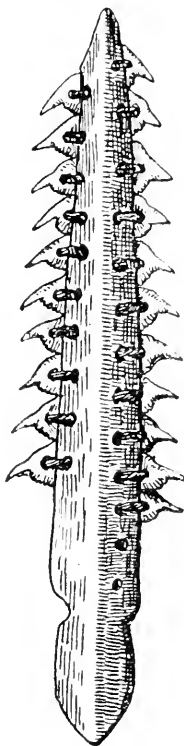


FIG. 56.—Knife, Gilbert Islands (?).





## NEW CALEDONIA

CLUBS from New Caledonia are considerably rarer in this country than those from Fiji, and are less often met with than specimens from the Solomon Islands. They may usually be distinguished by a swell at the butt-end—the last few inches of the handle is of slightly greater diameter than the rest of the shaft, this thicker part ending in a narrow squared shoulder. The specimens I have had opportunities of examining mostly come under either the bird-headed or the mushroom-headed class, the former often more or less resembling the beaked club of south-eastern Australia, known as the *leowal* or *malga*. The finest examples, however, show that the beaked head is unquestionably intended for that of a bird, as its eyes are carved in relief, though whether they represent some particular bird of the island or are merely fanciful I cannot say.

Fig. 57, No. 1, shows a typical example which one would say was intended for some kind of heron or pelican. It has a very sharp beak, protruding eyes, and what may be meant for a crest or plume falling over the back of the head. The wood is heavy and

of a rich brown, taking a high polish. Length  $34\frac{1}{2}$  inches. In 1914 my eldest son was conducting an ethnographical and biological expedition round New Caledonia, and he told me on his return that such a specimen was now quite unobtainable on the island. I bought this one some thirty years ago, and the type is represented in our public collections. The smaller bird-headed club shown in the same figure is sketched from a specimen in the Exeter Museum. The beak in this case is of a different shape, possibly indicating some other kind of bird, and there is no falling plume behind the head. The handle is decorated with loops of coconut sennit.

In Fig. 58 are shown two New Caledonian clubs of the other type, both in my own collection. No. 1 is 33 inches in length, slightly curved, and made from some black wood, highly polished. The head is something like a hat with a pointed crown, and is brought to an edge before and behind. The swelling part under the brim is decorated with numerous incised herring-boned bands, and the butt-end has the characteristic swell. No. 2 has a head of mushroom shape, indented on one side. It is nearly straight; 26 inches long. Round the shaft is a short binding of some white material (? flax); butt-end as the last; heavy brown wood, unpolished.

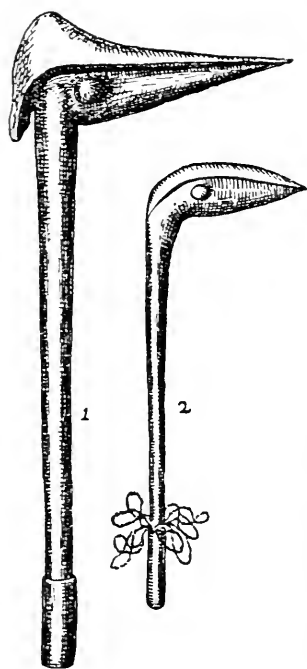


FIG. 57.—Bird-headed Clubs,  
New Caledonia.

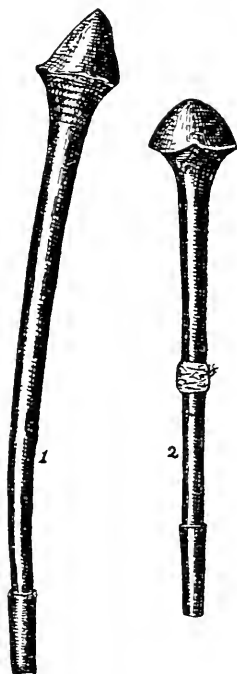


FIG. 58.—Mushroom-headed  
Clubs, New Caledonia.



## NEW HEBRIDES

THE New Hebrides will be found at the eastern end of Melanesia, lying W. of Fiji and N.E. of New Caledonia. They consist of about thirty islands, some of volcanic and others of coral formation, the larger being Espiritu Santo, Mallicolo, Erromango, Vaté, and Ambrym. Clubs from these islands are comparatively rare, and the specimens drawn in Fig. 59 are the only ones I have been able to procure, though our museums contain several other patterns.

The larger club in Fig. 59 appears to be the favourite type on several of the islands. The head is double-edged, the edges curving inwards, and has a sharp projecting blade in the middle on each side, terminating not quite half-way up, the edges of these blades also curving inwards so that the pair form a head of the same shape as the principal head, but at right-angles to it. The shaft is rounded, and terminates in a projecting ornament carved with a zigzag pattern. The wood is heavy and of a rich brown colour; length  $42\frac{1}{2}$  inches. The lighter club is  $39\frac{1}{2}$  inches long, and has a small mushroom-shaped head. It tapers towards

the butt, but swells out into a rim a few inches from the terminal, which ends in a cone. In another pattern the rim of the mushroom-shaped head is cut into points,

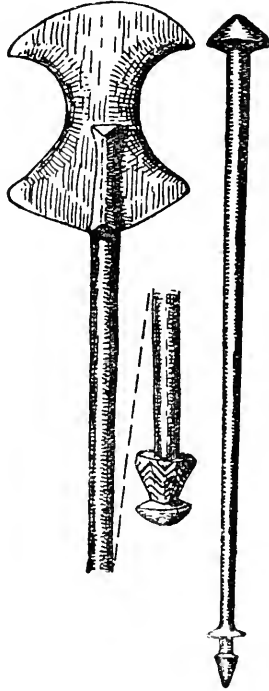


FIG. 59.—Clubs from New Hebrides.

making it suggestive of a star, and the butt-end of many specimens terminates in a circular projection carved with a pattern on the exposed face.

## BOWS AND ARROWS

The natives of the New Hebrides also use bows and arrows, and the following specimens in my collection have been assigned to some part of the group. Bow, 6 feet  $\frac{1}{2}$  inch long, of tough brown wood. Down the side forming the outer curve runs a hollow, widest at the middle, suggesting that the weapon was cut longitudinally from the half of the stem of some kind of palm (or, less probably, reed) of tubular growth, or with a soft core. The ends of the bow are round and tapering, with shoulders swelling out to prevent the string from slipping, projecting lips being cut in a slanting direction towards these shoulders from the ends of the medial groove. The inner side is rounded and smoothed, the workmanship being excellent throughout. Arrow,  $33\frac{1}{4}$  inches in length, with shaft made from a slender reed, unnotched and without feathers; bound at both ends with fibre. The head and foreshaft are cut from a black wood, the former angular with a pair of barbs, below which, on a four-sided neck, are forty minute barbs arranged in fours at the corners. This arrow may possibly have been intended for shooting birds, as it seems to be too light for an effective war weapon. The barblets are beautifully cut, and much trouble must have been expended on its manufacture.

## SANTA CRUZ (QUEEN CHARLOTTE ISLANDS)

A BOW, attributed to the Santa Cruz Islands, Melanesia, is a very powerful weapon, 6 feet 9½ inches long, almost straight when unstrung. It is made of a brown wood, its peculiarity being that on the outer side are two elongated hollows, united by a fine cleft passing down the centre, these being apparently artificial, perhaps to give more elasticity. At each end is a peg-like terminal, over which the loops of the bow-string would pass, one of them being encircled by a narrow band of sennit. The inner side of this bow is rounded and it has blunt edges.



## THE SOLOMON ISLANDS

THE Solomon Islands lie in Melanesia between New Guinea and the New Hebrides, and, before the War, were partly British and partly German, but now are all British. The islanders have always had a bad name for treachery and ferocity, and are apparently still cannibals. They use clubs, spears, bows and arrows, and many of their clubs are extremely curious. Fig. 60 is from a paddle-shaped club, or wooden sword, made from the heavy and beautifully striated wood of the coco-palm. It is 4 feet in length and flattish, double-edged, and spreading out towards the extremity. The handle ends in the double-faced head of a man or god with enormous circular eyes, the features being incised. The part where the grip should be is cut into a series of teeth which would make it very unpleasant to grasp, and the middle of this portion is ornamented on both surfaces with carving, the designs on the side shown comprising concentric squares and that on the opposite face a kind of diamond pattern. This weapon probably came from Bouka (or Buka), one of the ex-German islands on the western extremity of the group. It should be worth £1 nowadays.

A still stranger club, attributed to the same island, appears in Fig. 61, which gives two views of the carved portion. In this case the faces of the janiform head stand out, divided by a spreading head-dress (?) suggestive of a halo, which has an obtuse point at the




FIG. 60.—Palm-wood War-Club, Solomon Islands  
(probably Bouka).

top and was seemingly more or less circular or oval before its sides were broken off. The faces are exactly like those on the club last described, but on this specimen the hair, eyes, and lips are painted black, the cheeks white, and the rest of the faces red. The

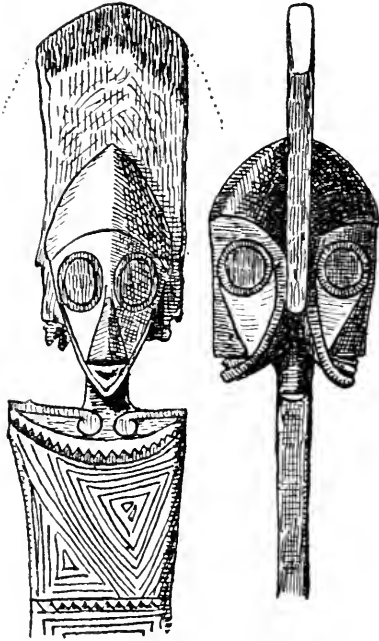


FIG. 61.—Upper Part of Paddle-shaped Club, probably from Bouka.

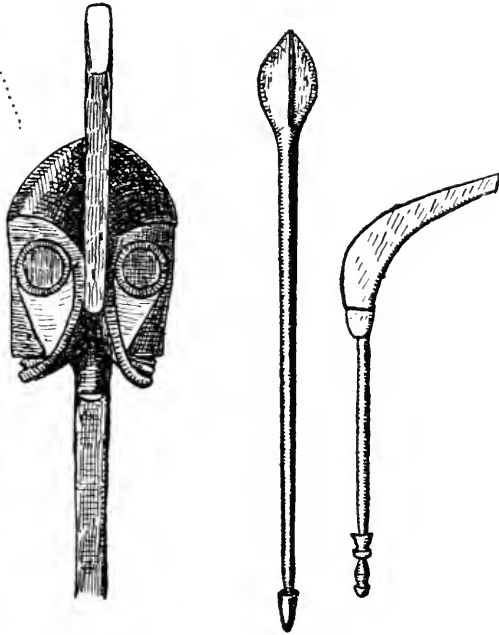


FIG. 62.—Club and "Dance-Stick" from Solomon Islands (the latter probably from Bouka).



dividing halo was white with a red border, and the carved designs on the flattish surface below the head are black and red, being geometrical, composed of a number of squares and triangles increasing in size from a common centre, the same on both sides of the club. The blade is distinctly paddle-shaped towards the end, its broadest part measuring over  $6\frac{1}{2}$  inches. The wood is reddish-brown, unpolished, and rather rough; total length, 4 feet. This weapon could be used as a two-handed sword, and the type is not often brought to this country.

Of quite a different type are the two clubs sketched in Fig. 62. The first has a leaf-shaped head with a medial ridge on each side, and a slightly tapering handle ending in a projecting conical tip. It is made from a heavy wood very dark in colour, and is 3 feet 7 inches in length. The head suggests that of a broad-bladed spear, and would be efficient for thrusting as well as striking. The other specimen looks like a boomerang with a handle, but is apparently only used in dances. The curved blade is really the conventional representation of a fish—the handle coming out of its mouth—as on some specimens of this shape the details of the fish are clearly shown by carving. This one is 1 foot 6 inches long and very light in weight, so would be almost useless as a weapon, not even being edged. A specimen in the Exeter Museum is labelled “Dance-stick,” but one would like to know exactly how the thing is used, as one can only guess that it is for

beating time. This pattern is found in Bouka, but I do not know which of the islands the other club comes from. Either specimen might be worth from 10s. to 15s.

No. 3 of Fig. 63 shows a war-club of a pattern not uncommon in several of the Solomon Islands. Its length is  $43\frac{1}{4}$  inches, the blade gradually broadening towards the head, which has blunt edges curving to a point, and is .85 inch in thickness at the centre, where a small medial ridge runs down on both faces for a distance of 13 inches from the extremity. The handle is broader than it is thick, and ends in a point at the butt, with a hole pierced about an inch from the end, under a line running across. The wood is a hard one of a rich brown colour. The shafts of some clubs of this shape are ornamented with bands of grass woven in patterns.

Nos. 1 and 2 of the same figure represent the type of spear used in Malaita and San Cristoval. No. 1 is 8 feet 10 inches long, made entirely from a piece of the wood of the Coco-palm, prettily striped. The head is conical, running to a slender point, with a squared projection at the base, ornamented on two adjacent sides with carving. Below this projection is a yellow binding made from grass or palm-leaf strips, fixed with pitch, and the shaft gradually tapers, and is extremely slender at the butt-end, which is finished off with a small conical button.

No. 2 is 9 feet  $3\frac{1}{2}$  inches long, made of unpolished,




FIG. 63.—Spears and Club,  
Solomon Islands.

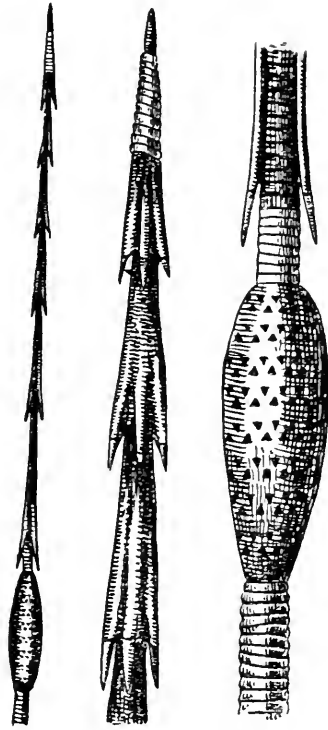


FIG. 64.—Spear, Solomon Islands  
(probably from San Cristoval).





reddish palm-wood. The head is long and tapering, of square section, armed with 25 barbs (apparently of black wood), arranged in five bands at intervals, fixed by a continuous fibre lashing covered with some variety of pitch. The shaft and head are decorated in various places with the bright yellow binding as on No. 1, the principal band fixed with a longitudinal line of pitch. Shaft rounded and tapering towards the butt.

Another variety, of similar fabric, appears in Fig. 64 (with principal parts on an enlarged scale), its peculiarity being the swelling, marked with a pattern, below the barbed head. The British Museum has a similar specimen from San Cristoval, so this one may come from that island. It has been blackened on most parts of the head and fore-shaft, but seems to be mainly made of Coco-palm. Length 9 feet  $1\frac{1}{2}$  inches.

## ADMIRALTY ISLANDS

THE Admiralty Islands, some of which are volcanic, lie in the northern part of the Bismarck Archipelago (lately belonging to Germany), N.E. of New Guinea. From them come weapons made of obsidian (a natural volcanic glass), from which the natives quite recently chipped knife-blades, spear-heads, etc., showing them to be still in the Neolithic Age—hardly yet passed away in a few remote spots where metal is difficult to obtain.

A typical specimen of a dagger or a knife is seen in Fig. 65. The total length is  $11\frac{1}{4}$  inches, and the curved obsidian blade is of triangular section, with three very sharp edges. The hilt is of wood, running to a point and painted with red ochre, and on each side of it a grotesque face of triangular outline is roughly carved within a toothed border; border black, eyes and nose red, remainder of face white. The material is very brittle, so such knives cannot last long, though keen enough till broken. Specimens are not scarce, fetching about 5s. each at present.

The upper part of a beautiful specimen of the obsidian-headed spear of these islands is drawn in



FIG. 65.—Obsidian Knife,  
Admiralty Islands.



FIG. 66.—Spear with Obsidian  
Head, Admiralty Islands.



Fig. 66. The head closely resembles black glass, but shows greenish-brown towards the edges when held up to the light. It is flaked to very sharp edges and point, being flat on one face and with a rough central ridge on the other. This head is fixed to a reed shaft, some kind of gum, coloured with red ochre, being neatly moulded round it, and forming a symmetrical swelling over the shaft for some inches below. The uncovered part of the head is 5 inches long, and the total length of the spear  $49\frac{1}{4}$  inches. These spears are rare when in perfect state, being very easily broken. Value, from 15s.

## NEW BRITAIN, NEW IRELAND, AND ADJACENT ISLANDS

NEW BRITAIN (late Neu Pommern) and New Ireland (late Neu Mecklenburg) are large islands forming the eastern boundary of the Bismarck Archipelago, and revert to the names originally given to them now that the Germans, who annexed them in 1884, are no longer in possession.

The long club illustrated in Fig. 67 is attributed to New Britain, and certainly either comes from that island or from New Ireland. The Rev. J. G. Wood figures a specimen of similar type as Tongan, but this is a mistake, probably due to the club having been obtained in Tonga, to which it had found its way. My own specimen measures 47 inches in length, and is made of a heavy dark-brown wood. The head is of mushroom-shape, and towards the butt the weapon spreads out again in the form of two cones, base to base, with the space between them rounded out. Under this part is the grip, bound with coconut sennit, the butt being in the form of an inverted cone with a terminal. The top of the head and parts of the lower projecting portions are painted red, and below

the head the shaft is ornamented with a fringe made from a number of cords of sennit on each of which is



FIG. 67.—War-Club, New Britain.

bound a group of from three to six small univalve sea-shells with the tops knocked off. A club of this type is rare, and is probably worth at least 30s.

## THE MASSIM DISTRICT

THE term "Massim district" is applied to the south-eastern extremity of old British New Guinea, together with the numerous islands, large and small, lying off its coast, including the Trobriand and D'Entrecasteaux Islands (Goodenough, Fergusson, and Normanby islands) and the whole of the Louisiade Archipelago.

Highly interesting weapons come from this region, but it is often almost impossible to assign them to any particular island, or to distinguish the examples made on the islands from those of South-Eastern New Guinea, when the locality of origin has not been recorded. The following specimens are probably from some part of this extensive region, but have not as yet been identified with any certainty, though drawings and particulars of them have been submitted to the leading authorities.

Fig. 68, No. 1. War-club, 46 inches long, and very heavy, widening towards the head, which is double-edged, the section being oval elsewhere. The handle is of a shape not usually met with in South Sea clubs, having a narrow grip with projecting terminal. The material is the wood of the Sago-palm, which is jet black, close-grained, and takes a high



polish on the part from the exterior of the trunk, but is fibrous towards the interior (from the middle of which the sago is produced).

Fig. 68, No. 2. Spear, 7 feet 2 inches long, with flattish head, cut into fantastic barbs on both edges.



FIG. 68.—Club and Spear made from the Black Wood of the Sago-Palm, Melanesia (?).

It is made from a single piece of Sago-palm wood, not very thick. It was bought with No. 1.

The five-pronged spear of Fig. 69 appears to be a fishing implement. It is attributed to Goodenough Island, in the D'Entrecasteaux group, a short distance from the northern coast of the eastern promontory of

New Guinea. In construction it suggests a broom, five blades of Coco-palm being bound round a shaft of whitish wood by a binding looking something like bass, though possibly of reed-strips, and kept together

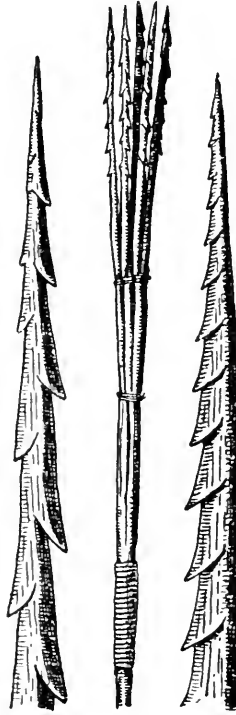


FIG. 69.—Fishing-Spear, probably from Goodenough Island (with two of the prongs on larger scale).

by two fibre bindings higher up. Four of these blades or prongs have the edges alternately barbed, but the fifth has barbs, fairly close together, on one edge only. Shaft tapering; length 7 feet 1 inch.

## NEW GUINEA

### SPEARS

NOT counting Australia, New Guinea is the largest island in the world, being about 320,000 square miles in area ; and as the greater part of it has yet to be explored, our knowledge of its weapons is confined to the types used by the tribes on the coast, or inhabiting such districts as have been, so far, opened up or traversed. We can therefore identify patterns in use in certain districts of old British New Guinea, but do not know very much about the spears, clubs, etc., made by tribes in the territory given to Germany in 1884 (now no longer "Kaiser Wilhelm Land"), and probably still less concerning those of the Dutch section. The classification of New Guinea weapons is therefore, at present, more or less speculative, and many unlocalized specimens now vaguely attributed to Polynesia or Melanesia, will probably eventually be traced to some portion of this mysterious island.

The remarkably fine spear, partly shown in Fig. 70, bears certain details suggesting that it comes from the mainland of New Guinea rather than from one of its outlying islands, but it has not yet been localized with

any certainty. It is beautifully made from the jet-black wood of the Sago-palm, and is 9 feet  $1\frac{1}{2}$  inches long, the head being brought to an edge on one side, where it is cut into a series of long barbs, each of the



FIG. 70.—Spear of Sago-Palm, New Guinea.

lower three forming a group with three shorter ones. A series of ridges is carved half-way round the shaft under the lowest barb, and the lower half of the shaft tapers towards the butt.

The spear of which the front and side views of the

head are given in Fig. 71 is attributed to the North-East of British New Guinea, and is made from the wood of the Coco-palm. The back of the head is rounded, but the front cut flat, with serrations and

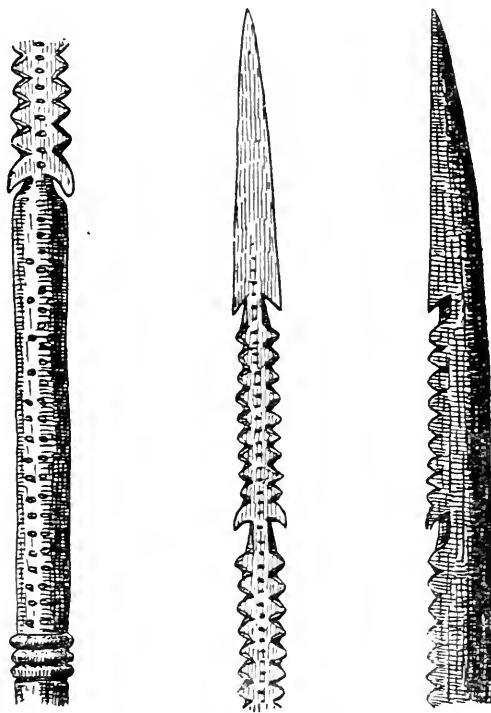


FIG. 71.—Front and Side Views of Spear-Head, probably from North-East British New Guinea.

barbs on the edges, and a line of decorative punctures down the middle. The barbs are in the same style as on the specimen last described, and this one has similar ridges on the upper part of the shaft, suggesting a

common origin. The shaft is of circular section, tapering ; the total length 8 feet  $3\frac{1}{4}$  inches.

A spear in my collection, assigned to (late) German New Guinea, is a very slender weapon of Sago-palm, 8 feet in length. As it is impossible to give a good idea of such a spear by means of a small drawing (in which it would appear merely as a straight line), I



FIG. 72.—Pattern carved on Shaft of Spear from (late) German New Guinea.

have confined myself to reproducing a very curious band of carving which surrounds the shaft 3 feet from the butt-end, the design being a somewhat remarkable example of native art (see Fig. 72). The head of the spear runs to a fine point, with a slight knot-like projection about 11 inches below it. Being so slender, the weapon may have been perhaps used as a missile.

## ARROWS AND ARROW-LIKE WEAPONS

The Papuan tribes inhabiting New Guinea and its adjacent islands use a great variety of arrows and arrow-like weapons which, from their larger size, may possibly be light throwing-spears.

Three interesting specimens from the territory recently German are represented in Fig. 73. No. 1 is 52 inches long, with head and fore-shaft (measuring about  $11\frac{1}{4}$  inches) made of palm-wood. The head is of triangular section, with three barbs, and the fore-shaft is carved with a pattern forming a band 2.1 inches broad. The fore-shaft enters an unfeathered shaft of reed, with a plaited binding at the junction. No. 2 is  $58\frac{1}{4}$  inches in length, the head and fore-shaft (together  $18\frac{3}{4}$  inches long) being of whitish wood coloured black. The head is slender and conical, with a swelling at the neck, below which is some ornamental carving. The shaft is of reed, coloured black, and the binding round the junction with the fore-shaft is covered with some kind of gum or pitch. No. 3 has a conical head of palm-wood, with slight swell; coconut sennit binding, with lower part covered with gum; shaft of reed.

The arrows of old British New Guinea are comparatively common, but are often very beautifully made. I have a set (of which the specimens measure from 3 feet to 3 feet  $7\frac{1}{2}$  inches) with heads shaped in the form of a porcupine-quill, some made from the wood of the Coco-palm, and others of a red-brown

wood, in both cases polished, the longest head measuring 1 foot 9 inches. They fit into knotted reed shafts, notched but unfeathered, bound at the junction of the head with a ring of grass, and with a broader band of

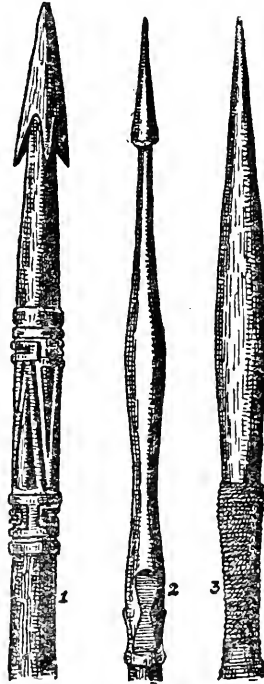


FIG. 73.—Large Arrows from (late) German New Guinea.

the same at the other end. Another set in my collection is of considerably stouter make, about 3 feet 8 inches long. The heads are of unpolished palm-wood ; the shaft-ends unnotched and unbound. Other specimens are ornamented with rough vertical grooving at the lower part of the head, coloured red, white,



and black, the point sometimes having a thin capping apparently of gum, or binding covered with gum.

Stone-headed adzes are used throughout New Guinea, but the patterns are much the same as those made in other islands of the Pacific. Such implements are therefore often very difficult to localize in



FIG. 74.—Stone-headed Adze, attributed to the Port Moresby District, New Guinea.

the absence of data, but the form of the beautiful little adze drawn in Fig. 74 suggests that it comes from the neighbourhood of Port Moresby (southern coast of eastern New Guinea). The chisel-shaped blade is of a hard blackish stone (? basalt or diorite), and is attached to a haft made from a small forked branch, by a thick plaited binding of bass or reed-

strips. It will be noticed that the blade is fixed to the shorter arm of the branch, which has been cut off just below the fork, the longer arm (measuring  $13\frac{1}{2}$  inches) forming the handle. Old stone-headed implements of this kind are now in considerable demand and fetch high prices.

Many old war-clubs from British New Guinea have heads of stone, perforated in the middle for the shaft to pass through. These heads are of various forms—globular, pebble-shaped, disc-shaped, star-shaped, or like a pineapple—and usually have a tuft of feathers above the stone. Specimens are not infrequently offered at sales held by Mr. Stevens, but are seldom seen in the curio shops, and are rather expensive when obtainable.

The implement seen in Fig. 75 is not a club, but a beater used in the manufacture of bark-cloth (usually known as *tapa*), and is attributed to the Collingwood Bay district (northern coast of the eastern promontory). It is 19 inches long and of oval section, the upper part of the head being cross-cut into rectangular divisions on one of its flatter faces, which slightly curves inwards; this design serving to impress a pattern suggesting weaving upon the soaked bark beaten out by it in the process of felting. The black wood of which this beater is made is that of the Sago-palm.

Fig. 76 gives two singular weapons sometimes described as arrows. They are, however, so long and thick that it would require a bow of uncommon strength

to propel them any distance, and their elaborate construction and the absence of any notch at the butt-end point to the theory that they are light throwing-spears. They are said to come from one of the islands in Torres Straits (between North Australia and



FIG. 75.—Beater used in making Bark-Cloth, probably from Collingwood Bay, New Guinea.

New Guinea), and are of a distinctive type. The larger drawing shows the carved portion of an example originally about 5 feet 4 inches long, the head measuring 1 foot 6 inches. This is of some light wood, and is pointed and barbed with a piece of bone, lashed to the head with fibre coated with black pitch. Lower

down, sixteen blunt barbs, in sets of four, carved from the wood, over a grotesque human head and shoulders, the barbs and figure coloured black, picked out with white. Head fixed to reed shaft by a broad binding




FIG. 76.—Light Spears, Torres Straits Islands.

of twisted sennit, above a narrower band similar to the binding at the point; shaft partly coloured black. The total length of the other weapon is 5 feet  $4\frac{1}{2}$  inches. It is similar to the one described, tipped with a slender combined point and barb of bone; shaft

black. The idol-like figures on these specimens appear to wear a falling head-dress behind, and a kind of cloak, both ornamented with beading. They have open mouths, with pointed teeth, and possibly represent some local god.

## PART II

### AFRICA

#### Kaffir Tribes

THE throwing and stabbing spears known as assegais are used by all the Kaffir tribes of South Africa, as also by other natives in that region, so that it is by no means easy to assign most specimens to any particular tribe in the absence of data. The assegai may be distinguished from the throwing-spear of the Gabun and of East Africa by having a tanged head which enters the end of the shaft and is kept in its place by a binding or tube of hide, or by a band of plaited vegetable fibre ; but the shape of the head is very variable, some being leaf-shaped with plain blade and longish fore-shaft ; others with head of ogee section, more or less elongated and showing no fore-shaft above the binding, or with the head formed as a spike, rounded or four-sided (a pattern favoured by the Gaikas). Barbs are hardly ever found except on examples of BaSuto origin.

Assegais are of three varieties—the throwing-assegai, used as a missile only, the stabbing-assegai,

and an intermediate type which might be used either for throwing or thrusting. The true throwing-assegai is a very light weapon with tapering shaft, usually made of "assegai wood" (*Curtisia faginea*), which is a brittle brown wood, soon twisting, but capable of being easily re-straightened. A kind of reed or bamboo is also used in some districts. The binding, when of hide, is always applied fresh, so that it shrinks as it dries, firmly attaching the head. It may be made from a narrow strip, wound round, with the ends tucked under, or be a tube-like piece skinned from the tail of some animal, passed up the shaft, and allowed to contract round the junction of the shaft with the tang. Other specimens have plaited or woven bindings of some tough vegetable material often difficult to identify. A flat binding suggesting bass is common, and others seem to be of wire-like (? grass) stems, strips of reed, etc.

In Fig. 77 we see four assegais of Zulu type. No. 1. Stabbing-assegai. Length just over  $52\frac{1}{2}$  inches. Elongated, leaf-shaped head with medial ridges, showing a thick neck  $\frac{3}{4}$  inch long above the binding, which is of neatly woven stems or strips, and resembles basket-work. Shaft of light-brown wood, tapering towards the butt, where it swells out again a few inches from the end. No. 2. Stabbing-assegai. Length  $49\frac{1}{4}$  inches. Elongated, leaf-shaped head, almost flat (except towards the base),  $15\frac{1}{2}$  inches long. Shaft of light-brown wood, spreading at the butt-end. Binding

made from a tubular piece of skin taken from the tail of an animal (? cow or calf) with black hair. No 3. Assegai of intermediate type. Length  $45\frac{1}{2}$  inches. Plain leaf-shaped head with a fore-shaft  $5\frac{3}{4}$  inches long, attached by a tubular piece of hairless hide (? animal's tail). Shaft of the same wood as the others,

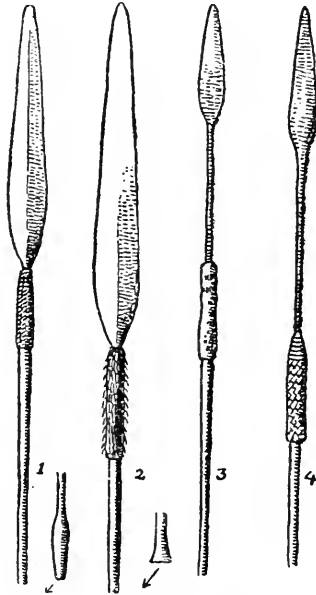


FIG. 77.—Stabbing- and Throwing-Assegais of Zulu Patterns.

somewhat tapering and with squared end. No. 4. Throwing-assegai. Similar to No. 3, but with longer head and longer fore-shaft. Binding of plaited strips of vegetable material. Another in my collection (not figured) is of precisely the same pattern,  $57\frac{1}{2}$  inches long, and swells slightly at the butt.



Fig. 78, No. 1. Throwing-assegai probably of the Gaika tribe of Kaffraria, Cape Colony. Length  $62\frac{3}{4}$  inches. Spike-shaped head,  $14\frac{3}{4}$  inches long, round at the base, but four-sided higher up. Binding

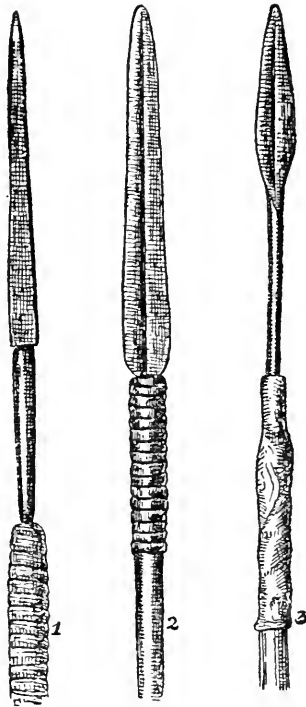


FIG. 78.—Gaika and Zulu Throwing-Assegais.

of a strip of hide or intestine, wound round. Shaft of rich brown wood ("assegai wood"), tapering to small diameter at the butt, and now considerably bent. No. 2. Throwing-assegai, probably of the Gaika tribe (though the same pattern is made by the Zulus).

Length  $63\frac{1}{4}$  inches. Head of ogee section (showing no neck),  $12\frac{1}{2}$  inches long. Binding of a strip of hide, wound round. Shaft as No. 1. No. 3. Throwing-assegai, said to be Zulu. Head of ogee section, with slender fore-shaft. Tubular binding from tail of animal. Shaft of bamboo. Kaffir assegais are not, as a rule, expensive, and can be obtained at about 2s. apiece. Some of the specimens figured cost me even less than this, though I have been asked 5s. for no better ones. Numbers were brought home after our various South African campaigns.

#### STAVES

The elegant staff drawn in Fig. 79 belonged to a chief of the Gaikas—one of the principal Kaffir (Bantu) tribes, which inhabits Kaffraria, in Cape Colony, south-east of Natal. These staves (of which Fig. 80 shows another example) appear to have been a kind of sceptre indicating, on his walks abroad, that the bearer was a chief; a much longer staff, with fantastically shaped head, being used (at any rate, in the Amatola Mountains) for ceremonial occasions.

On the staff in Fig. 79 (length  $55\frac{1}{2}$  inches) are carved three spotted snakes, rising up the shaft in spiral folds, the snake being a favourite ornamentation of Gaika objects. The serpent is revered by Kaffirs in general, and is supposed sometimes to embody the spirit of an ancestor; but whether this has anything to do with the snakes on Gaika staves I

do not know, and possibly these may represent a tribal totem or be connected with the chief's title. This specimen is of a dark-brown wood, light in weight, and though it has a knobbed head and a sharp

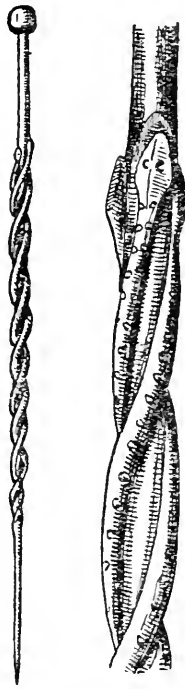


FIG. 79.—Staff of a Gaka Chief.

point, it would not be of much use as a weapon. Fig. 80 is of much the same type, but the snakes are replaced by a fourfold rounded spiral, most neatly and accurately carved in high relief, this spiral running in the opposite direction to the one composed of serpents.

At each end of the spiral the shaft is cut into an ornament of hexagonal section, these being charred black, as are also a few other parts of the staff, which is of lighter coloured wood than the other, and  $53\frac{1}{4}$  inches long.

The Gaikas are undoubtedly the cleverest carvers




FIG. 80.—Gaika Chief's Staff with Spiral Carving.

among the Kaffirs, and the various animal figures with which they decorate these chiefs' staves are always curious, and sometimes remarkably lifelike. An excel-

lent example is shown in Fig. 81. This staff has a plain shaft, to which, towards the upper part, a most realistic monkey is clinging; this animal, although not absolutely correct in its anatomy, showing that the carver possessed considerable artistic ability. The eyes were evidently burnt out with the end of a red-hot



FIG. 81.—Carved Monkey on Gaika Staff.



FIG. 82.—Coiled Snakes forming Head of Gaika Staff.

wire, and were left blackened, giving a very good effect. The head of the staff (see Fig. 82) is fashioned as two snakes coiled together with their heads on the top, their eyes and markings being executed by charring. This staff is now about 37 inches long, but has probably been shortened by a foot or so for use as a walking-stick. It is of a light coloured wood.

Fig. 83, which is from a staff 47 inches in length, has the usual smooth orange-shaped head, and is remarkable for the extraordinary reptile carved crawling up the shaft. It is more like a prehistoric saurian than



FIG. 83.—Curious Reptile carved on Gaika Staff.

anything else, though it may be taken to represent some kind of lizard found in the district. Its nose is about 7 inches from the upper end of the staff, and its tail tapers down to about a foot from the bottom, making it 28 inches long. Its back and legs are closely

covered with charred spots, the neck and tail bearing a series of X-shaped markings. From opposite the clasping fore-legs and hind-legs, projects a kind of handle, cut out from the shaft to a length of about 7 inches, the part of the shaft on the inside of the opening being deeply grooved. The wood is of a brown colour, smoothed, but not polished.

I have also a very curious walking-stick, attributed to the Gaika tribe, which shows a regular menagerie, drawn either by cutting or charring, in fine black lines on the light coloured wood. One can distinguish quite characteristic representations of horses, oxen, deer and antelopes, walking or grazing; also ostriches, a cock, hens and other birds, some of which are in flight. The outlines of the larger animals can only be followed by turning the stick round, so the drawings are not easy to copy. They remind one of the work of the ancient cave-dwellers, and prove that the Kaffirs could become quite decent artists with a little tuition. On this stick charred bands and ornaments divide the parts where the animals are to be found. The handle is rather roughly formed as a bird's head, the top of which, as also the back, is charred black. The total length is  $35\frac{1}{2}$  inches.

Fig. 84, No. 1, gives a staff of another kind, being a variety of the long knobstick or kerrie, useful as a club as well as a walking-stick. The shaft of this specimen is entirely covered with fine brass and iron wire, woven in such a way that it forms a spiral design

of alternate brass and iron bands, which must have given a very striking effect when the wire was new. The neatness with which the wire is applied is remarkable, and the method of producing the design is by no




FIG. 84.—(1) Wire-bound Staff or Knobstick. (2) Ball-headed Kerrie.

means clear. The wire is woven across the spiral, so the two kinds of wire are probably in separate layers, one passing over and then under the other on the lines edging the spiral bands. It would certainly puzzle any European craftsman to reproduce this intricate wire-



work, and the "savage" executing it must have possessed considerable artistic and technical skill. The knob is of brown wood, polished, and the length of the staff is just over 36 inches. It should be a production of one of the Bantu tribes, but I do not know which. The wire binding gives considerable weight, so we see here a knob-kerrie of formidable type. I have another specimen, covered with a most intricate woven pattern of silver and copper wire, which came from the Westminster Estate, Orange River Colony. No. 2 of Fig. 84 is from a good specimen of the ball-headed kerrie used by the Zulus and other Kaffir tribes. It is cut from a single piece of wood, and the head has a whitish patch on one side, the rest of the weapon being dark. Three other knob-kerries appear in Fig. 85, No. 1 being of a short and heavy type, used as a missile or hand weapon according to circumstances. This is carved from dark wood, the head blackened and showing rasp marks. The handle is naturally rather crooked, and branches slightly at the end, which is pierced for a cord (not a usual feature in Kaffir kerries). It differs from any Zulu pattern I have seen, but is sufficiently like the ordinary Kaffir type to be attributed to some part of South Africa. The Hottentots use short missile kerries, as also probably other tribes outside the Bantu race. Nos. 2 and 3 are walking-sticks (serviceable as kerries) as carried by the Zulus when etiquette demands that the assegai should be left behind. No. 2 is of a light yellowish

wood (? acacia), and curves towards the knob. It is ornamented with curious figures executed by charring the wood with a red-hot iron point used as a pencil, the principal varieties of these designs being shown in my

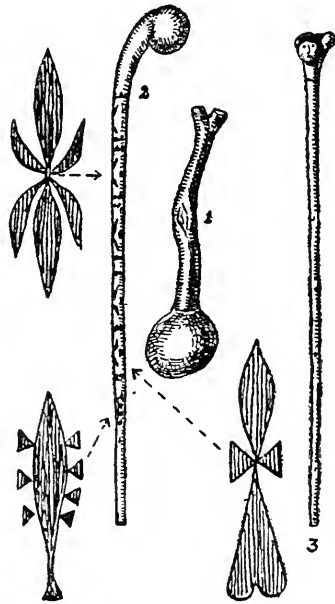


FIG. 85.—South African Knobsticks, with Charred Designs, on No. 2.

drawing. No. 3 is thin and light, with head formed of three knobs, one of which has a human face roughly carved upon it. Both specimens came from Zululand or its neighbourhood.

## BECHUANALAND

IRON-BLADED axes are almost universal in Africa, but the most interesting specimens come from the Congo region and the West, where the axe is used in warfare,



FIG. 86.—Battle-Axe, BeChuana or BaMangwato.

for beheading prisoners, and for ceremonial purposes. Such axes are usually of more or less ornate design, which distinguishes them from the ordinary imple-

ments used for cutting wood, made by most of the tribes, and of no particular interest.

Going northwards beyond the Orange River, the first tribes with a reputation as axe-makers are the BeChuana and BaMangwato (of British Bechuana-land and the Bechuanaland Protectorate further north). These tribes are famous for their battle-axes, of which a magnificent example appears in Fig. 86. The haft is of dark polished wood, and is club-shaped,  $23\frac{1}{4}$  inches long; covered, excepting the grip, with strips and variously shaped pieces of copper, nailed on to form patterns. The blade is lunate,  $9\frac{1}{4}$  inches broad, on a flat neck 4 inches long and  $1\frac{1}{2}$  inches broad, fixed to the swelling part of the haft by a tang passing through it.

## ANGOLA

FIG. 87 represents a light axe from Angola, used both in warfare and for chopping wood, which was sent home by the Vice-Consul at Benguela. The haft is 15 inches long, of a hard brown wood, the upper and lower parts, which are of slightly greater diameter than




FIG. 87.—Axe from Angola.

the middle, being blackened, and adorned with (European) brass-headed nails. The haft turns back at the top, the iron blade being driven in at the angle, which gives it a downward slant. It is ornamented on the side not shown with a punctured design.

## BELGIAN CONGO AND FRENCH CONGO

AN exceptionally interesting specimen of an ancient war-axe, attributed to the southern BaMbala tribe, is illustrated in Fig. 88. It is of a pattern made on the banks of the Lukuga River (about 6 degrees S.

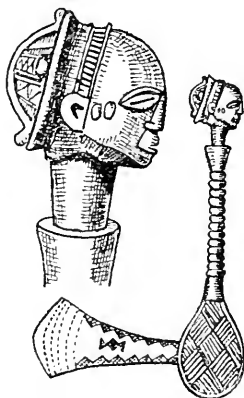


FIG. 88.—Axe, BaMbala Tribe, Lukuga River.

28 degrees E.), which is a tributary of the Lualaba and runs out of Lake Tanganyika. The peculiarity of this weapon is the human head, probably intended to represent a BaMbala hero or tribal god, and

carved with considerable skill in hard wood, serving as a terminal to the haft. The back of this head appears to be covered by some sort of crown, formed by two broad bands, ornamented with zig-zags, and crossing at the centre one over the other. The eyes are shuttle-shaped, with lids almost closed, and just in front of each ear are two rectangular swellings which may possibly be tribal marks. The greater part of the haft is covered with sheet copper, formed into a rounded spiral at the grip, and the blade is fixed by means of a tang passing entirely through a racket-shaped termination framed with copper, the exposed wood on each face being ornamentally grooved in checkers. These faces are only slightly convex, and the thickness at the end is about  $\frac{1}{2}$  inch only. The blade is of iron, spreading to a curved edge towards which it has a series of transverse curved ridges, and it is decorated on each face with an engraved border and central design. Length of haft,  $14\frac{1}{2}$  inches. I gave £1 for this specimen, which is certainly of considerable rarity, and appears to be antique.

Fig. 89 is from a ceremonial axe coming from the Kasai district of the Congo State. The blade is nearly 10 inches across at the edge, and is of most peculiar construction, the middle portion being cut out on either side of a central strip which is joined by four curved ones starting from the upper angles, these being strengthened by two twisted connections from the

direction of the haft. From each face of the central strip projects a head of native type, in full relief, the whole being a marvellous example of wrought-iron work. The haft is  $15\frac{3}{4}$  inches long, and is covered with a sheathing of copper, apparently nailed to wood of some kind. The end has a rounded swelling through

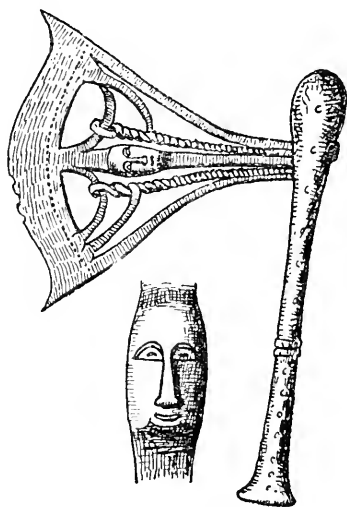


FIG. 89.—Ceremonial Axe, Kasai District, Belgian Congo.

which the tang of the blade passes. Axes of this pattern are not so rare as one would suppose, and are said to be still manufactured. As far as I can remember, this specimen, which must be many years old, cost 15s.

It is difficult to attribute many Central African arrows to any particular tribe, but the specimens represented in Figs. 90, 91, and 92 are from the district of



the Kasai River, a tributary of the Congo, joining it from the south. The iron heads of these arrows are all socketed (in which they differ from the Nigerian type, which is tanged), and some are remarkably large and of very striking appearance. All of them bore traces of poison, dried by time to the likeness of varnish, and usually coating the hollow side of the ogee-shaped head; but not thickly smeared over the neck or fore-shaft as on Nigerian and East African specimens. All Nigerian arrows I have seen are featherless, but these Kasai ones have each four short feathers attached by binding, at some distance from the notched end. The shafts are made from what is considered to be the midrib of a palm-leaf, giving a very curious section, sometimes almost triangular and in other cases nearly square, but always with one rounded face (? the outside of the rib). Perhaps the most distinctive of these arrows have the wooden fore-shaft cut into a series of vicious-looking barbs, the iron head having none.

Fig. 90, No. 1. Length 29 inches. Head with two barbs, one cut away higher than the other; wooden fore-shaft attached to the shaft by a tough binding (? narrow strip of palm-leaf); shaft and feathers as described above; notched end bound for 2'25 inches below the feathers. Fig. 90, No. 2. Length 28'25 inches. Leaf-shaped head of ogee section, 4'3 inches long. Fig. 90, No. 3. Length 29 inches. Diamond-shaped ogee head, 2'4 inches long. Fig. 91, No. 1. Length 27'5 inches. Triangular head of ogee

section with two long barbs curved inwards at the ends ; wooden fore-shaft cut into five barbs (one or two possibly missing). Fig. 91, No. 2. Length 28·5 inches. Triangular head of ogee section, 2·4 inches wide and 3·9 inches long (to base of socket). Fig. 91, No. 3. Length 29·1 inches. Head similar to No. 1 ; no barbs on fore-shaft.

Fig. 92, No. 1. Length 26·5 inches. Spreading head with curved edge at the top ; wooden fore-shaft cut into 12 long barbs, in three groups of four. Fig. 92, No. 2. Length 28 inches. Head as No. 1 ; wooden fore-shaft cut into 20 hooked barbs, in five groups of four.

Fig. 92, No. 3. Length 29·1 inches. Leaf-shaped head of ogee section with plaited collar at base of socket ; wooden fore-shaft cut into seven groups of barbs (probably once 28 in number). The details of the shafts and feathers of all these arrows are more or less the same, so they all appear to belong to the same tribe.

No. 1 of Fig. 93 is from an arrow attributed to the Kasai region, but presumably from a different tribe. It is 29 inches in length, and has a deeply barbed head attached to the shaft not by a socket but by a tang. The shaft is of some kind of smooth reed or cane, and is very deeply notched, and plumed with four short feathers. No. 2 shows a most interesting and rare arrow or dart, attributed to one of the Pygmy tribes which inhabit the Equatorial Forest of the Congo

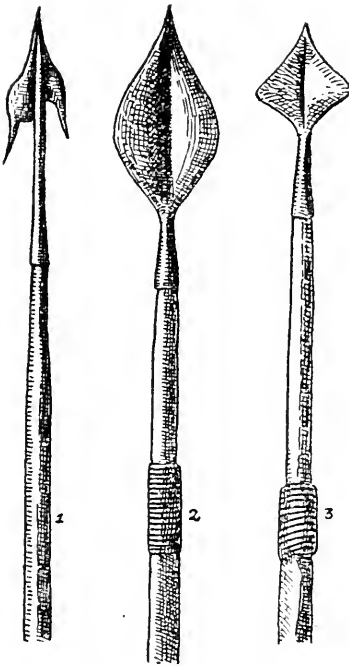


FIG. 90.—Arrows, Kasai River Region, Belgian Congo.

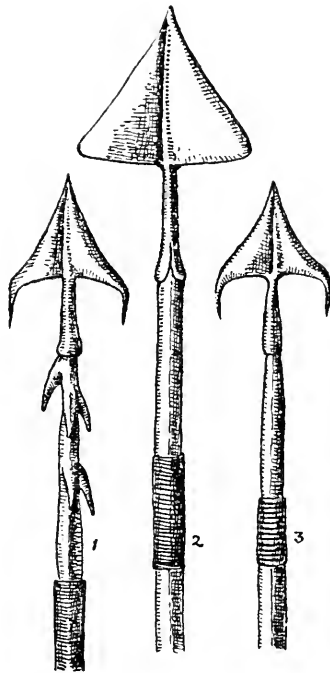


FIG. 91.—Broad-bladed Kasai Arrows.



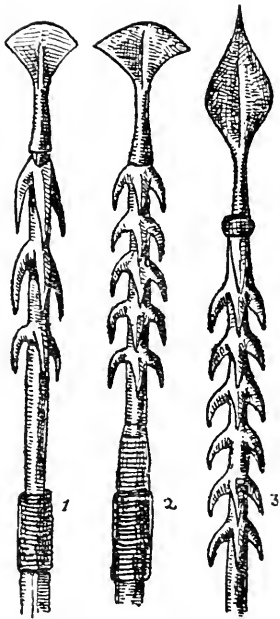


FIG. 92.—Arrows with Barbed Wooden Fore-Shafts, Kasai River.

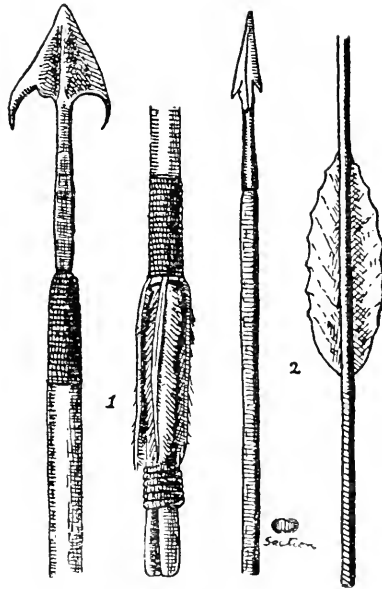


FIG. 93.—Congo Arrows. (1) Kasai District. (2) Attributed to Pygmy Tribe of the Equatorial Forest.



region, and are found sporadically throughout Central Africa. This specimen is only 17·9 inches long, and has an elongated barbed head with a socket (obtained from one of the agricultural tribes, as the Pygmies do not work iron). The shaft is of brown wood, flattish, and ornamentally scored near the end. It has a split, 2·5 inches long, down the centre, at about the same distance from the unnotched extremity, and in this slit is inserted the remains of a leaf (conjecturally restored in the drawing), used instead of a feather to give the missile a straight course. Pygmy weapons seem to be very rarely brought home, and not much is known of these dwarf negroes. The arrow came with the Kasai specimens.

The short swords, daggers, cleavers, etc., used by the various tribes inhabiting the banks of the mighty Congo River are among the most interesting of African weapons. They are collectively known as "war-knives," and are often of very fantastic pattern. Many would be almost useless in the hands of a European, though each type probably owes its form to the special object for which it was made. To localize the different patterns is very difficult, and I am greatly indebted to Mr. Joyce, of the British Museum, for kindly identifying the specimens here illustrated, all of which I picked up at curiosity shops in 1915. The appearance of Congo weapons in unusual numbers was attributed at that time to their having been brought to this country by Belgian refugees who had obtained them in pre-war

days from the Belgian Congo, but I cannot vouch for the truth of this story. At any rate, they were fairly cheap, and well worth adding to my collection.

Fig. 94, No. 1. Length  $18\frac{1}{2}$  inches. Top of hilt

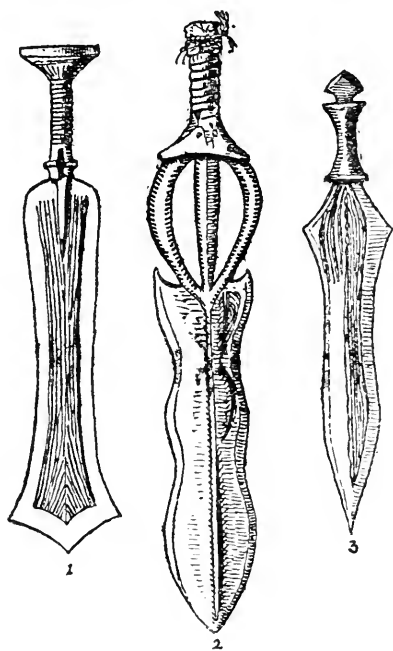


FIG. 94.—Congo War-Knives. (1) Probably from Sanga. (2) From neighbourhood of Upoto. (3) Tofoke Tribe, near Stanley Falls.

flat and projecting, covered with sheet brass engraved with concentric circles, inside which is a "St. Andrew's Cross," with a series of diminishing squares in the centre; under surface of top also engraved. Wooden grip covered with flattened brass wire. Double-edged blade spreading towards the bottom; central space



engraved on both faces with a series of deep grooves following the curves ; pointed ridge in centre of upper part of blade on both faces. Probably from Sanga, Congo State.

Fig. 94, No. 2. Length  $23\frac{1}{2}$  inches. Wooden hilt bound with sheet copper in spiral band round grip ; pommel capped with membrane attached by fibre cord. Blade with medial ridge having a blood-channel on its right side ; curved blood-channel above centre of right side of blade, above which is an ornament of incised lines ; fourteen copper rivets, in pairs, passing through the blade, perhaps merely for decoration. Between the hilt and the blade there are two arc-shaped openings, the outline here being ovoid ; the edges of these openings, as also the outer sides of this portion and the medial ridge of the blade, decorated with short diagonal incisions. Both faces of the blade are alike in all details. From Upoto, on the north bank of the Mid-Congo, in the Mondunga district, Congo State.

Fig. 94, No. 3. Length  $17\frac{1}{2}$  inches. Wooden hilt with diamond-shaped terminal. Double-edged blade with sloping shoulders and acute point ; each face of blade finely engraved, a portion on the right side being filled in with lines close together, following the curves ; ornamentation down the middle and on the upper part of the left side, branching from the top. Tofoke tribe ; made near Stanley Falls, but brought from the San-kuru River, tributary of the Kasai, tributary of the Congo.

Fig. 95, No. 1. Length  $12\frac{1}{4}$  inches. Wooden hilt with grip bound with copper wire (over-bound with some other material towards the top); spreading double-edged blade below a squared upper part, with central slit on the principal faces; medial line ornamented with punctures. Above the point are two holes,  $\frac{1}{4}$  inch apart, in horizontal position. From Stanley Falls district (formerly in the Mountmorris collection).

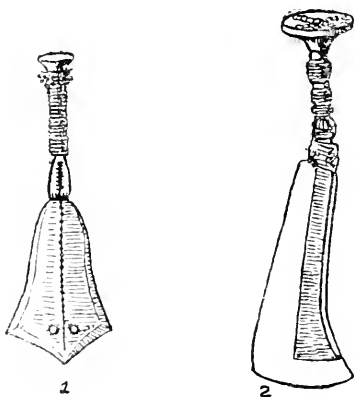


FIG. 95.—(1) From Stanley Falls District. (2) Probably from Ubangi River.

Fig. 95, No. 2. Length  $14\frac{3}{4}$  inches. Hilt with spreading top covered with engraved sheet brass and ornamented with brass-headed nails; grip bound with copper wire, above which is a binding of crimson wool or silk. Single-edged chopper-shaped blade with square end, having projecting ridges at the back. Probably from the Ubangi River, French Congo.

Fig. 96, No. 2. Length  $17\frac{1}{2}$  inches. Plain wooden hilt; curved blade broadening to a head with two points. The blade on one face is strengthened by two

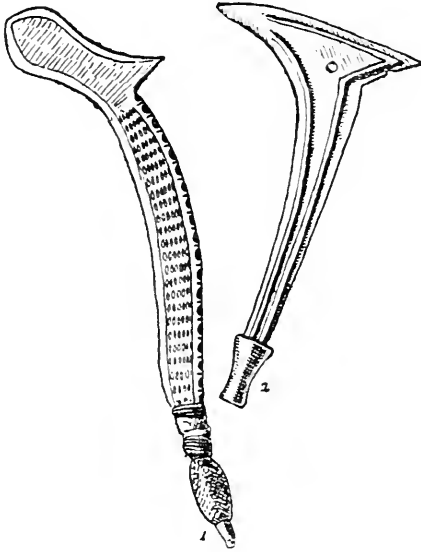


FIG. 96.—(1) Probably of the Azandeh (Niam-Niam) Tribe.  
 (2) From north bank of Middle Congo.

ridges following the curves of the edges, and a round hole pierces the head just behind its centre. From north bank of Middle Congo. This might be used either as a war-axe or as a missile, and is of rare form.

### The Azandeh Tribe

Weapons of the Niam-Niam, or Azandeh cannibals of Equatorial Africa, are considerably rarer than those of the Fangs, with which they are sometimes confused. The Niam-Niam tribe (called the Neam-Nam by Wood) was first located in the country crossed by the northern border of the Congo State (roughly extending from the third to the sixth degree N.) but has probably shifted its boundaries since its name appeared on the atlas. It is described as a warlike race of an olive colour, and little seems to have been known of it before the explorations of Petherick. The weapons of the Azandeh (which is the name now most generally used) consist of spears, "war-knives" of very peculiar shapes, and the curious throwing-knives to be described presently.

Fig. 96, No. 1, shows a rare type of "war-knife," probably of Azandeh manufacture, though, with less likelihood, it might be Aruwimi. Length  $19\frac{3}{4}$  inches. Hilt of wood; grip covered with a sort of crochet-work above a binding. The back part of the curved neck of the blade is squared and thick, with a series of semi-circular scoops cut through its edges; the central part of the neck engraved with lines of incisions. The interior curve is edged, running to an obtusely-pointed axe-like head with a sharp point at the back. This weapon might be used as a missile.

The falchion shown in Fig. 97 is attributed to the

Mundu sub-tribe of the Azandeh, and is of a distinctive Azandeh pattern. It might be described as a short, crooked sword, and it is used to charge with after the throwing-knives have been hurled, being worn with the hilt downwards, usually in a leathern sheath. This

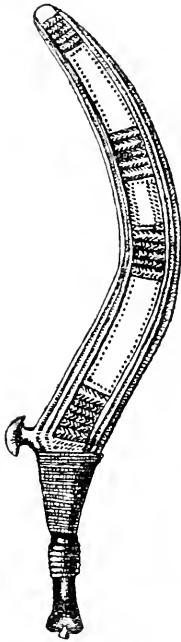


FIG. 97.—Azandeh (Mundu) Falchion.

specimen measures  $23\frac{1}{2}$  inches over all, disregarding the curve. The blade is two-edged, and is decorated on one face only with incised designs. The short wooden hilt is partly bound with flattened iron wire, and its junction with the blade is covered with a deep cord binding; the tang, which passes through the hilt,

being turned over at its top. A distinctive feature is a projection with expanded head at the base of the blade on the front edge. From this projection a cord would be tied loosely to the handle, the loop passing over the wrist of the user, after the manner of a sword-knot. These knives vary a good deal in outline, some being shaped more like a sickle, but all have the projection for the wrist-cord, by which they may be identified.

We now come to the famous Azandeh throwing-knife, which is different in shape from the throwing-knife of the Fang tribe. Describing it, the Rev. J. G. Wood writes: "The weapon is wholly flat, the handle inclined, and is about the thickness of an ordinary sword-blade. The projecting portions are all edged, and kept extremely sharp, while the handle is rather thicker than the blade, and is rounded and roughened so as to afford a firm grip to the hand." Concerning the use of this missile, the same author says: "When the Neam-Nam comes near his enemy, and before he is in range of a spear-thrust, he snatches one of these strange weapons from his shield and hurls it at the foe, much as an Australian flings his boomerang, an American Indian his tomahawk, and a Sikh his chakra, giving it a revolving motion as he throws it. Owing to this mode of flinging, the weapon covers a considerable space, and if the projecting blades come in contact with the enemy's person they are sure to disable if not to kill him on the spot."

These Azandeh throwing-knives were rare in this country up to the last decade, but are now offered for sale fairly frequently. The fine specimen shown in Fig. 98 was bought from a London dealer for 10s. 6d. The length from the point of the central blade to the end of the handle is 16 inches, and all three blades are double-edged, bevelled on the side shown, but quite

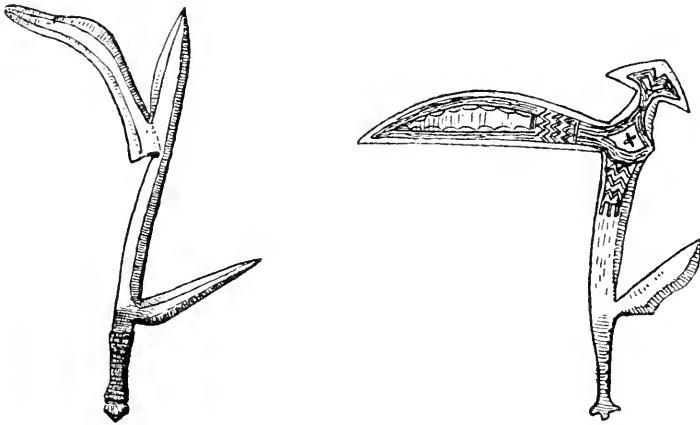


FIG. 98.—Azandeh Throwing-Knives.

(The one on the right is from the Exeter Museum.)

flat upon the other. The handle is flat, the grip being bound with strips apparently of snake-skin, ingeniously knotted down the centre of what may be called the reverse side. It is a light missile, weighing only 9 ounces, and is beautifully balanced, so could be thrown with accuracy to a considerable distance, the whirling blades, which are very sharp, being certain to inflict a serious wound should any part of

the knife strike its mark. The illustration on the right is from a specimen of differing pattern in the Exeter Museum.

### The Fang Tribe

This cannibal tribe inhabits the country to the north of the Gabun River, in the French Congo, and is stated to have gradually worked its way down that river from the interior, a hundred miles or more, along the southern border of the Cameroons. This tribe is not a negro one, but is of a brown colour, and has been known under various names—the Osheba, the Pasuen, the BaFanh, the Fan, and the Fang, the last spelling presumably being the most correct, as it is now used at the British Museum.

These Fangs are very proficient in forging iron, and are armed with spears, crossbows, and throwing-knives. The Fang throwing-knife (Figs. 99 and 100) is (on the authority of a museum label) called a *hunga-munga*, and it has a pointed head transverse to the handle, supposed to represent the head of some bird, the eye being indicated by a triangular opening. The back of the head is edged, and there is a sharp spur behind the neck, just above the handle, so that when the weapon is hurled by an overhand throw it revolves vertically in the air, and if it fails to strike with the beak is likely to do so with the edge at the back of the head or with the spur, thus inflicting a wound at any point of its revolution.



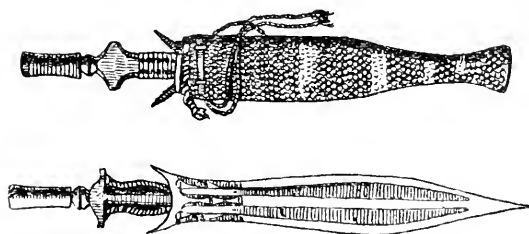


FIG. 101.—Gabun War-Knives: Type used by the Fangs and Neighbouring Tribes.

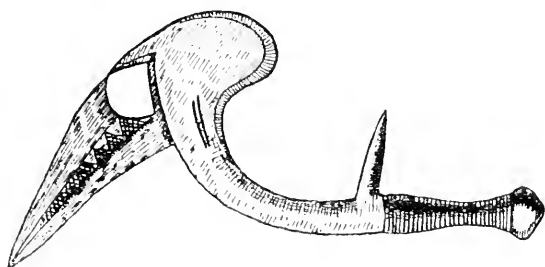


FIG. 100.—Fang Throwing-Knife: Light Type.

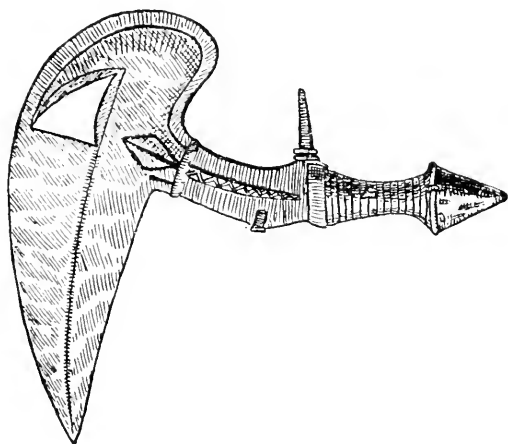


FIG. 99.—Fang Bird-headed Throwing-Knife.



The specimen shown in Fig. 99 is a remarkably large one, the blade measuring  $12\frac{1}{4}$  inches from the point of the beak to the back edge. This heavy type has the neck nearly straight, but in the lighter type (Fig. 100) the neck is considerably curved. The handle of the big one is bound with brass wire, and has a conical ornament covered with sheet brass at the end. The blade of the smaller specimen is hardly 10 inches in length, and the handle is bound with copper wire, the termination being of wood.

The ordinary war-knives of the Fangs (Fig. 101) are of a pattern also used by neighbouring tribes, and have an average measurement of 21 inches in total length, so they might be called short swords. The blade is either channelled or plain, with a slight medial ridge, and is barbed like the head of a spear, the barbs being below a neck, the centre of which is covered on both faces by the prolongation of the wooden handle. The grip is either of polished wood or bound with iron or copper wire, and is protected by a short cross guard. The double-edged blade is of an elegant outline, with edges curving inwards and then outwards to a fair breadth, afterwards running to a fine point. A few inches near the hilt are almost always decorated with some simple though remarkably effective incised pattern (see Fig. 102), which shows that these cannibal savages have considerable artistic talent. I have four fine specimens of Fang war-knives of this type, but only one of them (in

Fig. 101) still has its sheath. This is covered with the skin of some large snake of a dark colour banded with yellowish white, the contrast being very effective. Hide scabbards are also used by the Fangs.

A knife or dagger of quite a different pattern is seen in Fig. 103. This is  $11\frac{3}{4}$  inches long, and has a very

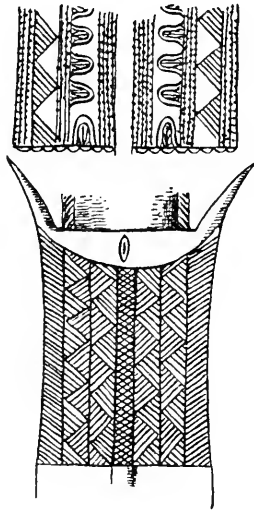


FIG. 102.—Engraved Patterns on War-Knives (probably Fang) from French Congo.

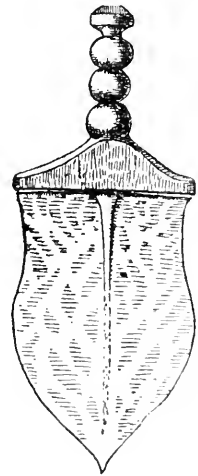


FIG. 103.—Fang Broad-bladed Knife.

broad double-edged blade let into a wooden handle with grip carved into a series of balls.

Fang crossbows are much rarer than their other weapons, but I was fortunate, many years ago, in procuring a fine specimen (Fig. 104). The stock is made from dark-brown polished wood, the bow being

of almost square section and of enormous power, though the late Rev. J. G. Wood writes that the range at which such crossbows are used rarely exceeds fifteen yards. The mechanism of the Fang crossbow is very peculiar, the stock being split horizontally to

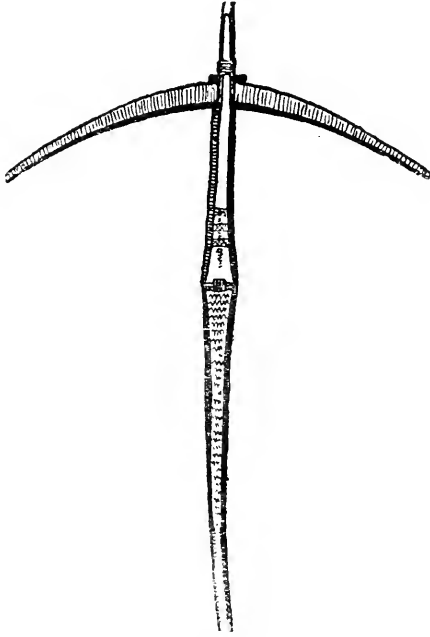


FIG. 104.—Fang Crossbow.

a point about 2 inches beyond the notch which catches the string when the weapon is strung, so that the upper and lower halves of the stock can open out. Within the notch is a square wooden peg, fixed to the lower portion and passing freely through a hole in the upper, this peg closing the notch when the two parts are

together, but allowing the string to rest in it when they are apart. Before stringing the bow, the stock must therefore be kept open by a piece of wood or otherwise, and the string can only be released by removing the obstruction and allowing the separated parts of the stock to spring together, with the effect that the peg pushes the string out of the notch. This clumsy method—which, of course, prevents any accuracy of aim—accounts for the short range at which the crossbow is used; but the little darts that it discharges are treated with a vegetable poison, the composition of which is, as usual, a secret. These darts are merely pointed sticks of light wood, about a foot long, and are kept in place by a dab of adhesive gum, the traces of which may still be seen on this specimen. There is some carved ornamentation on the upper side of the stock, which measures 2 feet 10 inches, the bow being just 2 feet across. I have never seen a similar weapon offered for sale, but the value is probably about £1.

The natives of the French Congo, like the Kaffir tribes, use throwing-spears, but these are easily to be distinguished from the South African assegais, as the heads are made with socketed fore-shafts instead of tangs. The pattern of the head varies greatly, but the principal types (all from specimens in my own collection) are shown in the accompanying drawings. No doubt several tribes are represented, but a good many of the spears are probably Fang, though only

in a few cases attributable to that tribe with certainty. All have some connecting feature, such as the wood of the shaft or the engraving decorating the head or socket, indicating a common geographical origin, which is the Gabun region. Spears of these types

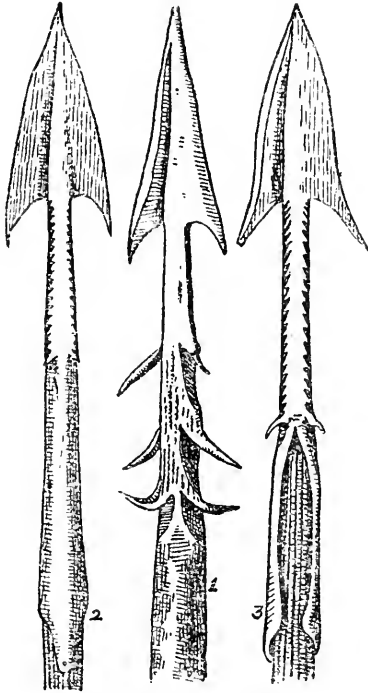


FIG. 105.—Throwing-Spears, Gabun River.

(with the exception of the variety shown in Fig. 108) are fairly common, and may be roughly valued at 2s. 6d. to 5s. each. The details of the specimens figured are as follows :

Fig. 105, No. 1. Length 5 feet 8 inches. Double-

barbed head of ogee section ; squared fore-shaft (originally) with 8 barbs, the four upper ones being cut on two of the angles and the four lower ones in opposite pairs, the points of each pair brought together. Fore-shaft ends in a socket, open at one side and hammered round the shaft. Shaft of brown wood with longitudinal striations or small ridges.

Fig. 105, No. 2. Length 5 feet  $8\frac{1}{2}$  inches. Double-barbed head of ogee section ; squared fore-shaft with notched edges, ending in four rudimentary barbs ; socket ending in a point ; shaft as No. 1.

Fig 105, No. 3. Length 5 feet  $8\frac{1}{2}$  inches. Similar to No. 2, but the squared part of the fore-shaft ends in four small barbs (cut from the angles) with the points of the opposite pairs brought together. All from the Gabun River and made by the same tribe.

Fig. 106, No. 1. Length 5 feet  $10\frac{1}{2}$  inches. Plain triangular head ; flattish squared fore-shaft with 8 barbs cut from opposite angles under a horizontal ridge at the neck ; socket open on one side ; shaft of smooth brown wood, with slight swell towards the butt.

Fig. 106, No. 2. Length 5 feet 9 inches. Leaf-shaped head with flat medial ridges ; short squared fore-shaft swelling to socket ; shaft of same wood as the last, bound for  $3\frac{1}{2}$  inches below the socket with brass wire. Fang tribe.

Fig. 106, No. 3. Length 5 feet 4 inches. Plain, obtusely-pointed head with medial chain of decorative incisions on each face ; round fore-shaft with projecting



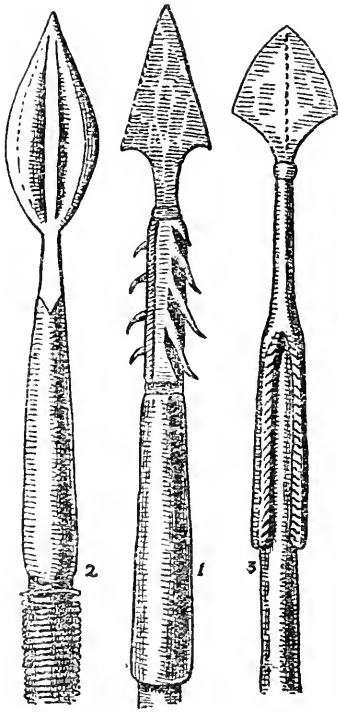


FIG. 106.—Throwing-Spears,  
French Congo Types.

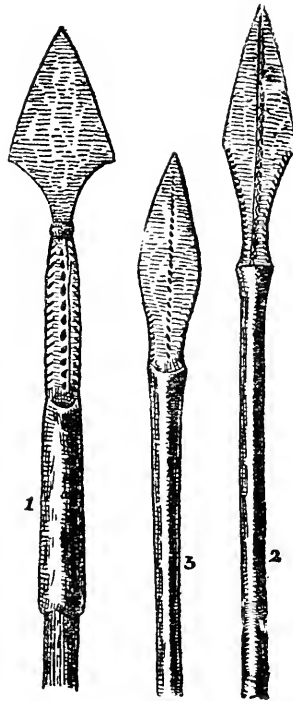


FIG. 107.—Throwing-Spears,  
(2) and (3) with Long Fore-  
shafts, French Congo.



collar at neck ; socket as before, but with edges round the opening ornamented with notching ; head and fore-shaft covered with (? European) gold paint ; shaft of the same wood as the others. (? Fang tribe.)

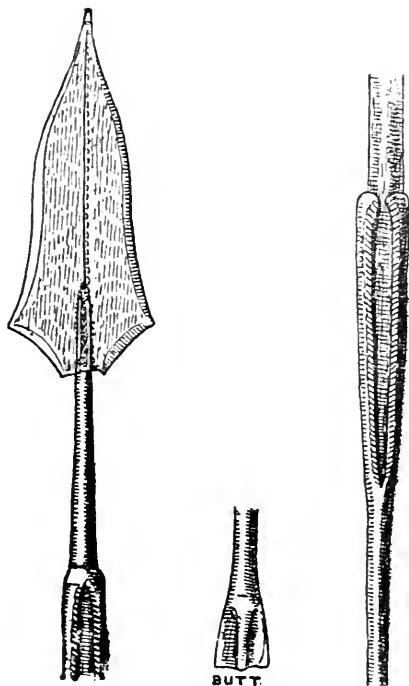


FIG. 108.—Fang Spear, French Congo.

Fig. 107, No. 1. Length 5 feet 6 inches. Plain head with ridge across the neck ; flat, squared fore-shaft, notched at edges and with medial chain of incisions on each face ; socket with notched edges of side opening ; shaft of the ribbed wood before described.

Fig. 107, No. 2. Length 6 feet  $3\frac{1}{4}$  inches. Small leaf-shaped head ornamented with medial chain of incisions on each face; long round fore-shaft with shoulder below neck, ending in socket as No. 1 (length from point to end of socket,  $32\frac{1}{2}$  inches); shaft of ribbed brown wood.

Fig. 107, No. 3. Length 6 feet  $\frac{1}{2}$  inch; 31 inches from point to base of socket. Small leaf-shaped head with medial line of punctures on each face; fore-shaft swells out to shoulder; shaft as the last.

Fig. 108. Length 7 feet  $7\frac{3}{4}$  inches. Spreading head,  $3\frac{1}{4}$  inches wide at lower angles; base of blade engraved with a pattern ending in the usual chain up the middle; slender fore-shaft with the usual socket; shaft of smooth brown wood, bound with brass wire for 7 inches below the socket, and fitted into the socketed fore-shaft of another spear (broken across the lower part of the head),  $31\frac{1}{2}$  inches long, serving as a butt, and giving extra weight. A spear-head of this type is given as of the Fang tribe in the British Museum Handbook (Fig. 164). This is a very curious specimen of some value.

## KAMERUN

FIG. 109 shows a war-knife from the Kamerun River in the conquered German territory. In a provincial museum, many years ago, I saw a similar specimen



FIG. 109.—War-Knife from Kamerun River.

labelled “*fumba*, or Executioner’s Knife; West Africa,” but I fancy it is usually carried, like other African war-knives, as a weapon, and is not specially used for executions. In Sargeant’s “Weapons” an

almost identical knife is described as showing a Mandingo dagger (French Sudan), but as in the same plate a Fang war-knife is attributed to East Africa, not much reliance can be placed on this work. An example just like mine is labelled "Kamerun River" in the Exeter Museum, so I think that there is little doubt that this is the correct attribution. My specimen is nearly 21 inches long, and has a wooden handle with a mushroom-shaped termination, and the grip carved into three ball-like projections, under which the hilt expands to cover the blade, curving upwards over it. The blade has a medial ridge on both faces, and is double-edged, with inward curves towards the rather slender point.

## NORTHERN NIGERIA

AMONG a number of weapons specially collected for the writer in the northern provinces of Nigeria, are several curious war-knives of which drawings are here given.

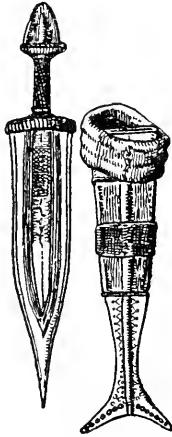


FIG. 110.—War-Knife with Fish-tail Sheath, Beri Beri Tribe, Bornu Province.

Fig. 110 comes from the Beri Beri tribe of the Bornu Province, and is  $18\frac{1}{4}$  inches long. Hilt and blade appear to be made in one piece, but the grip is covered with dark leather having the appearance of plaited

strips, the shoulders of the blade, as also the lower part of the oddly-shaped termination of the hilt, being similarly covered. The hilt ends in a flat triangle of uncovered metal, having a medial ridge on each face, and the surface of the blade on both faces is almost covered with finely executed engraving, the central part being ornamented with checkers, etc. It is double-edged and runs to a fine point. The sheath is more remarkable than the knife, terminating like the tail of a fish, and having a high ridge down the centre. The fish-tailed portion is of white metal (perhaps tin), and is stamped with a pattern on the side showing in the position in which the weapon is carried, which is along the left arm, the hand passing through a band attached near the mouth of the sheath. This band, as also the upper part of the sheath, is covered with a silky crimson material, a strip of green velvet, sewn across the sheath, adding to the gaudy effect.

Fig. 111 shows another Bornu weapon—a dagger  $14\frac{3}{4}$  inches long. Hilt and blade are in one, but above the grip is a curiously shaped brass ornament with open centre and cones at the angles, the base being of square section. The steel hilt is covered on both faces with criss-cross engraving, but the blade is plain, with medial grooves. The sheath is of stamped leather, mounted with brass and tin, and decorated with cloth of two colours. The band to pass up the arm is of leather, and very ornate, with brass studs and an open-work design in brass, showing red and green cloth



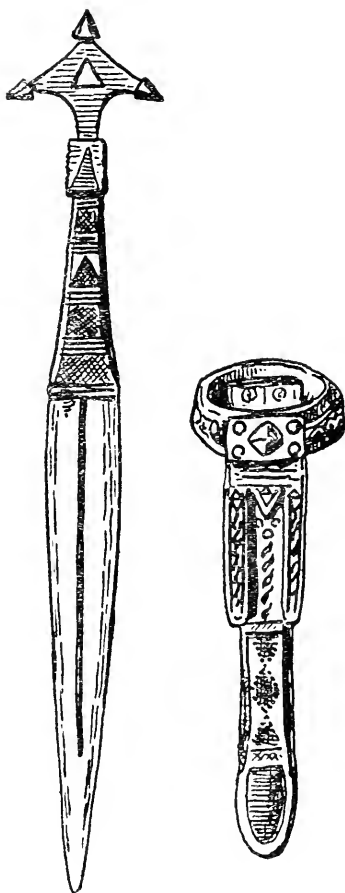


FIG. III.—Bornu Dagger.



underneath, whilst in front is a metal plate having a four-sided conical ornament of brass, between four studs of the same.

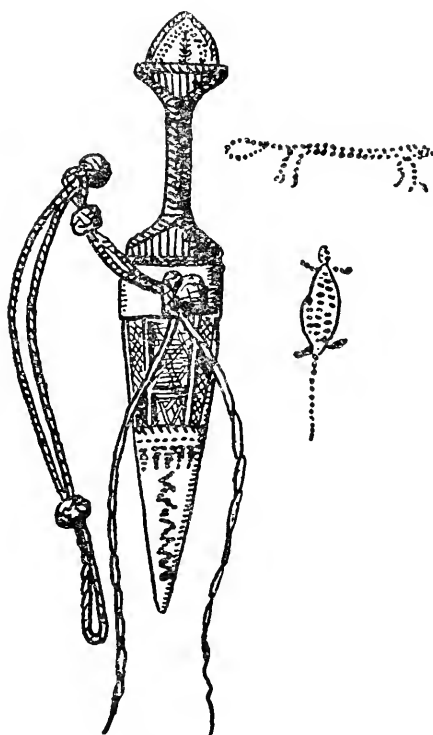


FIG. 112.—Bornu Knife with Animals engraved on the Blade.

In Fig. 112 we have a small dagger or knife much of the type of Fig. 110, so probably from the same tribe. It is  $10\frac{3}{4}$  inches long, the hilt being covered with narrow strips of dark coloured leather, most ingeniously plaited round the grip, the shoulders of the blade,

and the base of the flat terminal, which in this case is decorated with punctures round the curved rim, and with a herring-bone design running up the centre. On one side of the blade is engraved a curious animal with a long tail, suggesting a tortoise or a fat lizard, and on the other side an attenuated animal with long legs and a very long tail forming a loop at the end. These curious figures are executed chiefly in lines of punctures, and are shown by the drawing of the dagger in its sheath. They are engraved below a design of triangles and diamonds at the upper part of the blade. The sheath is covered about half-way down with black stamped leather, and the lower portion with whitish leather decorated with patterns of black stitching executed in narrow strips of black. There is no band to slip over the arm, but a twisted leather thong, with runners, is laced to the sheath, and by this the knife could be securely attached to the arm, from which it is probably suspended.

Fig. 113 represents a knife from Northern Nigeria,  $13\frac{1}{2}$  inches long. The terminal of the hilt runs to lateral points, and the entire hilt is covered with black leather with a seam down one side. The blade has a series of engraved lines following the curves of the edges, the central portion being left plain. The sheath is covered with stamped leather of a dark colour, and has a transverse band of whitish leather ornamented with stitched checkers in black. An arm band is laced on in the usual manner.

The term "man-catcher" has been applied to any implement devised by savages with the object of stopping the flight of an enemy, but although one or two patterns are well known, these are not of African origin,

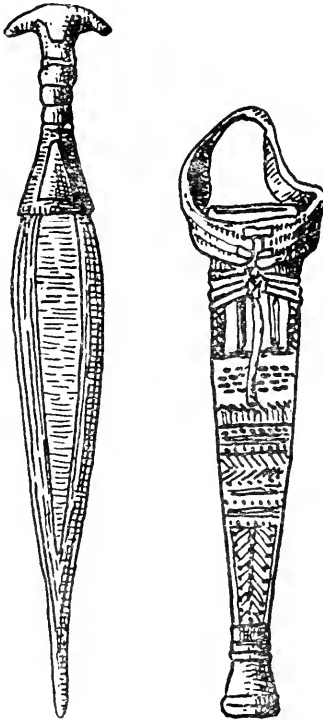


FIG. 113.—Dagger from Northern Nigeria.

and the specimen drawn as No. 1 of Fig. 114 is the first I have come across which, without any doubt, comes from Africa. It was obtained in the Ilorin Province of Northern Nigeria by Mr. E. C. Pickwood,

of the Nigerian Civil Service, and was regarded out there as a rarity, this particular weapon (if such it may be termed) being very difficult to get. It is called by the natives a *kra kra*, and is of Yoruba manufacture,

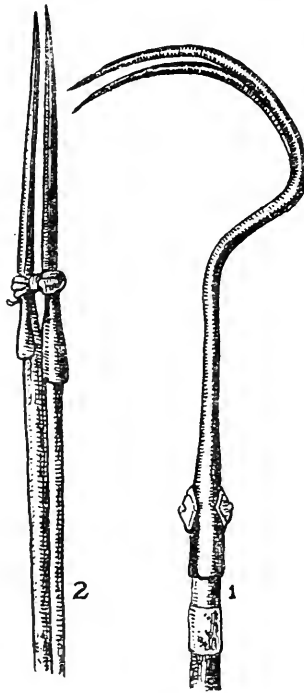


FIG. 114.—(1) Man-Catcher (*Kra Kra*). (2) Double Spear, Ilorin Province, Northern Nigeria.

being in the form of two slightly diverging hooks of iron, socketed to a shaft similar to the ordinary spear-shaft of the district.

The sharp hooks might on occasion be struck into the flesh, but are probably intended to catch an enemy,

especially when running away, round the neck or by a limb, thus arresting him or tripping him up so that the war-knife might be used. The *kra kra* would, however, serve as a weapon in a combat, though not so effective as a spear, and it is to be presumed that it would not be employed unless its user carried other arms as well.

The total length of my specimen is 63 inches, the iron part having a socket open on one side, and being 13 inches long. On opposite sides of the socket are two projecting diamond-shaped ornaments of brass, similar to those on the Yoruba spears of the Ilorin Province. The shaft is of some tough wood, and is surrounded not far from the socket by a band apparently cut from a tobacco or provision tin, as stamped lettering is visible thereon, probably reading "Pull cutter towards centre."

Another strange weapon from the Ilorin Province is the double spear shown as No. 2 of Fig. 114. Opinions in Nigeria seem to differ as to whether the two spears are used in combination or separately, for although it may be argued that they are only lashed together for convenience in carrying, the lashing is of such a permanent character that it would take a long time to unfasten, and it is so neatly executed, in hide strips, as to suggest that it was never intended to be removed. The fore-shafts are bound together at a distance of  $9\frac{1}{2}$  inches from the points, and the shafts in three places— $34\frac{3}{4}$  inches from the points, and at 1 inch and 3 inches from the butts. The two iron heads are of

identical design, being of flattish quadrangular form, tapering to a point. On one face of each head are transverse scorings, this scored face being turned outwards in the case of one spear and inwards in the other. The heads have sockets, open down one side,

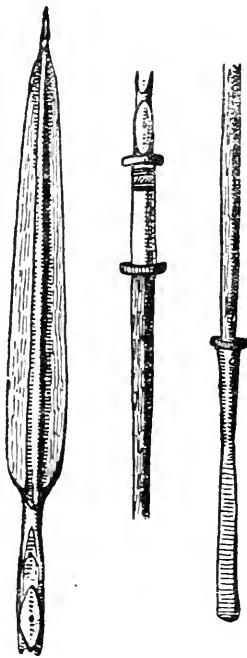


FIG. 115.—Ancient Spear, Ilorin Province, Northern Nigeria.

each being attached to its shaft by a nail with a projecting head. The shafts are of some wood with a rather rough bark.

The antique spear of which details are given in Fig. 115 is a very heavy one, measuring 6 feet



$6\frac{3}{4}$  inches in length. This also came from Ilorin, and is attributed to the Yoruba tribe. The blade is of elongated leaf-shape, and has a high medial ridge on both faces. It has a split socket decorated with four of the brass bosses similar to those on the *kra kra*, but these are of vesica shape. On the shaft beneath the socket are two projecting iron collars, 5 inches apart, the space between them covered with sheet brass stamped with a band of diagonal lines at the top. The shaft is of polished wood, showing a very light colour where the surface is broken, and socketed to this is an iron butt,  $11\frac{3}{4}$  inches long, with a projecting collar of iron above it. This part of the Yoruba spears is usually flattened out, with squared sides.

I have another specimen similar in every detail to the above, though varying slightly in the proportions. It was obtained in the Bornu Province, but both spears are obviously the work of the same tribe.

A still longer Ilorin spear in this collection measures 6 feet 11 inches. The ridged leaf-shaped blade runs into an elongated socket decorated with the usual brass bosses. The greater part of the shaft is covered with a woven binding of narrow hide strips, alternating with coverings of glossy black leather. It has the curious iron collars and other distinctive details of the last two spears referred to. These are all thrusting spears, but the Hausas of the Kano and Sokoto Provinces use throwing-spears not unlike some of the Gabun types.

Fig. 116 shows a typical Hausa spear from Kano.

The head is of plain leaf-shape, the fore-shaft being squared, with twelve barbs cut from two of the diagonally opposite corners. The broader faces of the fore-shaft are engraved with zigzags, etc., above the usual socket (see this portion of the spear drawn on a larger scale)

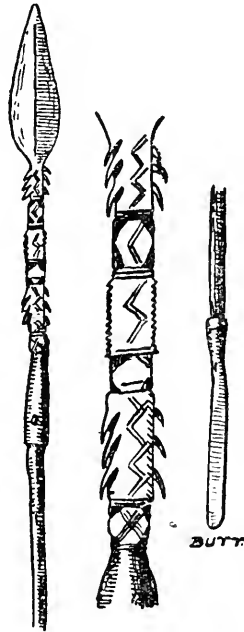


FIG. 116.—Typical Hausa Spear from Kano.

scale). The shaft is formed of a stick, rather knotty, and by no means straight. At the butt is the characteristic North Nigerian flattened iron termination, perhaps useful to balance the weapon when thrown. From Birnin Kebbi, Sokoto, I have a somewhat lighter spear of much the same type, but having nearly thirty small

barbs on the fore-shaft, cut along the four edges just below the blade.

A much rarer form of Hausa spear was procured by Mr. Pickwood at Asbinawa, Kano Province. This is made entirely of iron or steel, and is  $73\frac{1}{2}$  inches in length. The blade is of elongated leaf-shape,  $9\frac{1}{2}$  inches long and only 1 inch broad at the widest part, with high medial ridges, and cut into two barbs at the base, though these barbs lie close to the shaft. On the shaft,  $14\frac{1}{4}$  inches from the point, is another pair of barbs hardly projecting at all. The shaft is decorated with six or seven groups of golden-coloured bands, apparently let into the metal, with bands of incised lines running round above and below most of the groups. The central portion of the shaft is covered for a distance of about 13 inches with brown hide, serving as a grip, and this may possibly hide further bands of decoration on the metal.

But the most curious feature of this interesting weapon is its butt, which is beaten flat for a length of 20 inches, and spreads out at the end to a slightly curved edge over  $2\frac{1}{2}$  inches long. At the junction of the flattened part with the rounded shaft there is an edged circular projection.

This spear is too slender to make a good drawing, but is well worth a full description. The object of the spud-like termination is rather puzzling, unless the natives use this part for digging up roots or getting at burrowing animals. It does not seem to add to the

efficiency of the spear, which is presumably intended to be thrown.

Figs. 117 and 118 show a quiver and four of the fifteen poisoned arrows it contained, the locality of origin being some part of Nigeria, probably the upper region. The quiver is made from a piece of bamboo about  $1\frac{3}{4}$  inches in diameter and  $21\frac{1}{4}$  inches long, the lower end being bound with black hide, as is also the upper part, which may or may not have had a cover. A strap for suspension is attached to an upper hide band, but exactly how it was originally arranged is obscure, as the strapping is imperfect. To the strapping was suspended a small black horn of some kind of antelope, over the upper part of which raw hide has been shrunk, holding it firmly as a pendant, with a plaited runner above it. This horn was probably a charm of the ju-ju class, for luck in warfare or hunting. The arrows have light yellow reed shafts, and are deeply notched, but not feathered, the ends being strengthened by a binding of varying depth. The heads are all of iron, with longish tanged fore-shafts, and show traces of the usual West African sticky poison. Fig. 118, No. 1, measures  $27\frac{1}{4}$  inches, and has a leaf-shaped head of ogee section, with a pair of barbs underneath it (the commonest type of Nigerian arrow-head). No. 2 has a more elongated head, and in No. 3 (29 inches) the fore-shaft is twisted into a spiral, ending under the barbs in the middle of the head. This spiral fore-shaft occurs on arrows from Lower Nigeria, and a few examples are to be found in

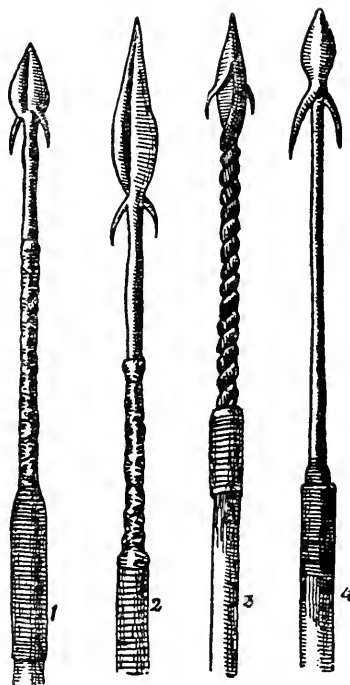
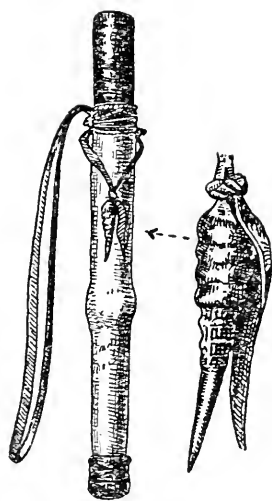


FIG. 117.—Nigerian Bamboo Quiver, with Ju-Ju Charm (Antelope's Horn) attached.

FIG. 118.—Nigerian Poisoned Arrows.



most quivers from the upper districts. No. 4 is like No. 1, but has a smaller head, rounded instead of ogee. This also is a favourite pattern, apparently used by several tribes. The remaining arrows of this set are slight variants of the patterns figured, but mostly re-

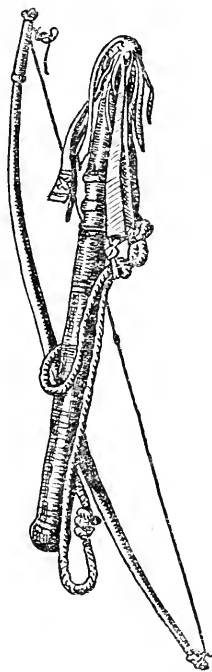


FIG. 119.—Bow and Quiver, Nigeria.

sembling Nos. 1 and 4. The price paid was 10s., about the average for a Nigerian quiver and its contents.

Fig. 119 is of a bow and quiver procured by the Curator of the Botanical Gardens at Lagos, to which port they no doubt found their way from the interior.

The quiver has an elongated cover, from the top of which hang a number of leather strips stamped with a St. Andrew's cross pattern, together with narrow tags, their object being evidently decorative. A long round plaited cord acts as a suspender, and the whole article (26 inches long) is covered with dark-brown leather. The bow coming with it is of stout make and  $55\frac{1}{2}$  inches in length, of round section with slightly flattened back, and of smoothed brown wood. To one extremity is sewn a 4-inch hide band, and on the other is a band of iron  $\frac{1}{2}$  inch deep. The string is thick, made of twisted sinew, with a knot about the middle. This quiver contained thirteen poisoned arrows, the upper parts of four being drawn in Fig. 120 and two more in Fig. 121. The shafts are of pale yellow reed, notched but unfeathered, and many of the arrows are so like Nos. 1 and 4 of Fig. 118 that the same district is indicated, if not the same tribe. Some of the fore-shafts seem to have been loosely wrapped with a thickly-poisoned binding, now in a brittle condition—the binding probably to keep the poison damp. Many of the heads are more or less one-sided, and the number of barbs is from one to three. I have another set from the same region, the quiver being a plain cylinder with a long cover, made of (or covered with) almost black leather, stamped with a saltire cross here and there. The arrows are of the same type as in the first one, but a few have heads in the form of a sharp spike.



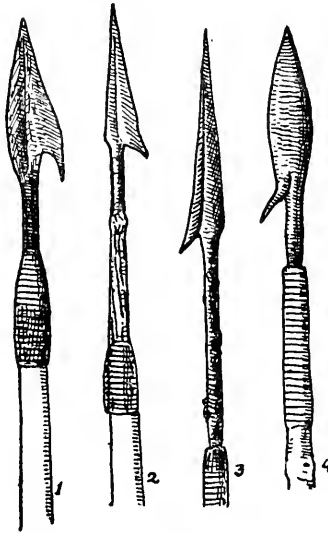


FIG. 120.—Arrows from the Quiver shown in Fig. 119.

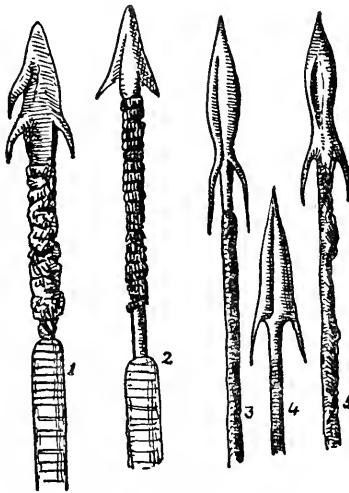


FIG. 121.—Arrows from Northern Nigeria. (1) Three-barbed type. (2) With binding over poisoned fore-shaft. (3), (4), (5) Munshi poisoned arrows.



The arrows Nos. 3, 4, and 5 of Fig. 121 belong to a set captured in the expedition against the Munshi tribe of Northern Nigeria, under Col. Sir Frederick Lugard. They were in a quiver of the usual cylindrical form, constructed of light wood covered with smooth yellowish hide, sewn up the side and across the bottom. It was suspended by a sling of black net material (European), passing through two loops in the hide covering and forming bands near the ends. It had no cover, and measured 23 inches. The bow is  $44\frac{1}{2}$  inches long, and of very stiff wood coloured black; strung with twisted sinew or hide, the string passing through a hole at one end of the bow, and wound spirally round it for 17 inches, ending in a plaited band. The string is whipped for some inches with soft thread (to protect it from being chafed by the notch of the arrow), but the position of this binding leads one to suppose that the arrow was not discharged from the centre of the bow. The range, however, is said to be surprising. The arrows (18) average 25 inches in length, and have (with the exception of one which has a needle-shaped point) elongated barbed heads of ogee section. The shafts are of reed, unfeathered, the lower ends covered with flat black binding, diagonally crossing. The heads and fore-shafts are thickly covered with pitch-like poison, said to kill in eight minutes, for which the natives pretend to know no antidote. The best way to exhibit African arrows is to wire them tightly to a panel, as this

diminishes the risk of being accidentally scratched by them. They should on no account be kept loose, and it is as well to clean the points and barbs with the carborundum rubber now sold. Some collectors even go to the length of cleansing the heads by fire, but this might easily ruin an interesting specimen.



FIG. 122.—Munshi Archer's Dagger.

Fortunately many of these African poisons are only effective when fresh and in a damp state, and arrows treated with them usually become fairly harmless in time. I know of a case where a deep wound was accidentally inflicted by one of these poisoned arrows, and the injury healed quite normally.

A dagger of very peculiar design (Fig. 122) is made and used by this Munshi tribe, a loop, forged with the

blade, taking the place of a hilt. It is worn over the palm of the Munshi archer's right hand, so as to be available the very moment his poisoned arrow is discharged, its looped hilt permitting it to be thus held without in the least interfering with the use of the bow. The usual length is a little under 6 inches, the blade being quite short, triangular in shape, and with medial ridge.

The Fulani horsemen of Nigeria use long lances, of which a specimen in my collection is said to be an example. It has a shaft of dark-brown polished wood, with a swell 3 inches below the end of the socket, gradually increasing in diameter towards the butt, which is strengthened by an iron band. The head runs to an angle on each side, and is plain, the socketed fore-shaft having a curious ball-shaped collar. Total length, 7 feet.

I have another Nigerian spear which has a leaf-shaped head with midribs, a brass collar divided into three projecting ridged bands, and a socketed fore-shaft engraved with bands and four X-shaped figures, this part being strengthened by two shuttle-shaped pieces of iron, riveted to opposite sides. The wooden shaft is neatly covered with leather, joined by a sewn seam, and is decorated by four plaited bands of leather thongs, under which are tassels of leather thongs, coloured red. The shaft terminates in a short iron spud-shaped butt, socketed and nailed on. This weapon may possibly come from some part of the

lower Niger, but the shuttle-shaped ornaments on the fore-shaft are very like those on the spears obtained at Ilorin and in Bornu.

Nigerian canoe-paddles (one of which is represented in Fig. 123) come in large numbers from Lagos, and are therefore easily obtainable in this country at moderate prices, looking very well as wall ornaments. It is difficult to assign them to any particular district, as the same pattern seems to be used in both Lower and Upper Nigeria, on the lagoons and rivers, including the Niger far up from the coast. These paddles are carved and pierced with open-work on both the blade and the termination of the shaft, the blade being of remarkably tapering leaf-shape, running to a fine point, and usually with a long and narrow opening cut completely through the centre, with semi-circular openings above and below. The shafts are also often pierced near the middle, either divided into two small columns or in the form of a chain-link, the end spreading out into a flat ornament, ornamentally pierced and terminating in a point. The opening in the shaft must weaken these paddles considerably, and those in the blade must somewhat diminish the effect of a stroke in the water; but ornament appears to be the chief thing aimed at, as, besides the piercings, the blades and terminals are covered with zigzag and other carved decoration. The wood is usually of a light colour, unpolished, and two specimens in my collection are each 5 feet 5 inches long. Many examples are no

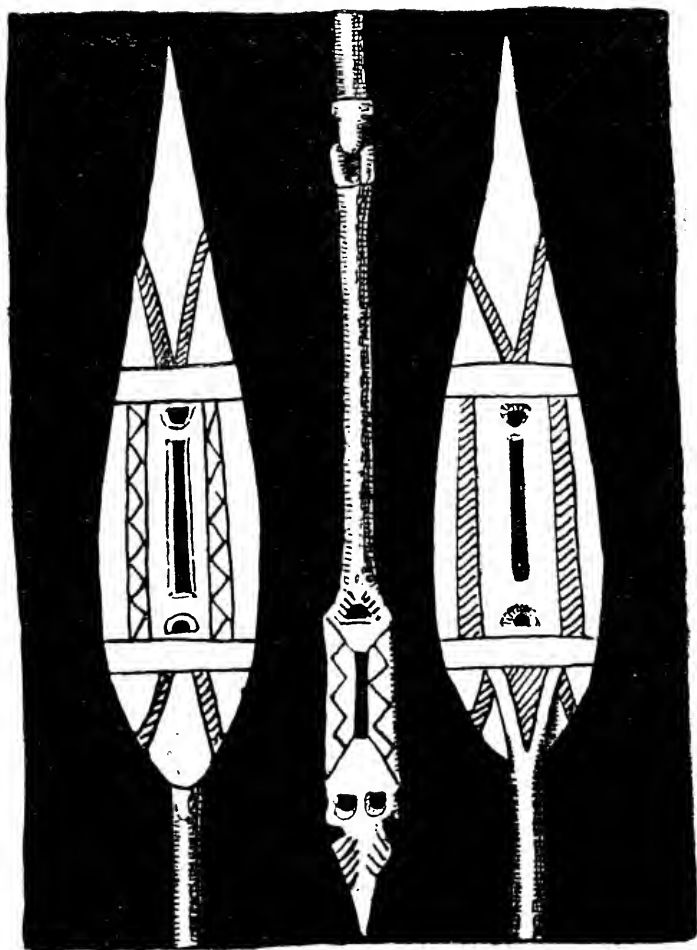


FIG. 123.—Nigerian Paddle.





doubt specially carved for sale as curios, for at Lagos and other West African ports, there is a great trade in native carvings turned out to order for the European market.

Amongst miscellaneous objects from Northern Nigeria I have a drum of peculiar construction. It is made of wood, and is  $17\frac{3}{4}$  inches in length, with circular parchment heads about  $6\frac{1}{4}$  inches in diameter. Each of these heads is enclosed by a rounded leather hoop, these hoops being connected by 87 twisted hide thongs, by pressing which it is said that the note of the drum can be altered. The wooden body is narrow at the centre, but bulges out at the ends. It is painted red, and ornamented with incised patterns of checkers and diagonals picked out in white, and has a longitudinal patch of some pitch-like substance, possibly covering a crack. Inside are several large seeds and shells of money cowries, to rattle when the drum is beaten. A broad band of canvas-like material (probably European) is attached for suspension.

The neck of the short drumstick bends at a considerable angle, its spreading head, with a flat end, being almost at right angles to the handle. The neck is covered with black leather, and there is another broad band lower down. The head is carefully made, apparently from a separate piece of wood, but the handle is rather rough.

This type of drum is common throughout British West Africa, and is probably used to transmit mes-

sages to a distance, though how this is done has long been a puzzle to Europeans. It is certain, however, that the natives in many parts of Africa have some system by which they can send information by drum-beating, the news being passed on, from drummer to drummer, until it reaches places incredibly remote. Drums much of the same shape as this one, but without the thongs, are used in Morocco, and I have a specimen, the body of which is of painted pottery.

## SOUTHERN NIGERIA

THE remarkable specimen seen in Fig. 124 at first sight looks like a war weapon, but is, in fact, one of

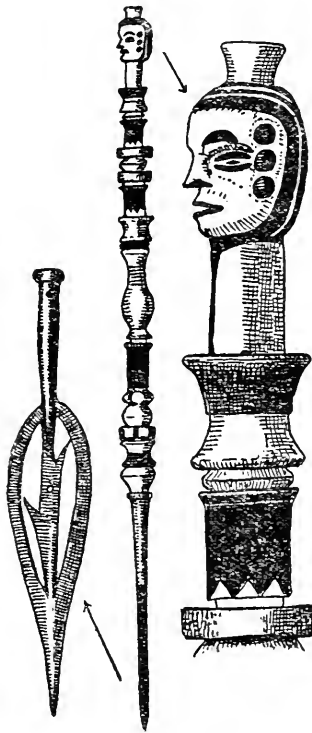


FIG. 124.—Ibibio Memorial Spear.

the memorial spears which the Ibibio tribe of the Eket District of Southern Nigeria set up before the shrines

of their ancestors. Its total length is 45 inches, the shaft being of whitish wood, carved into a series of reels, discs, etc., and terminating with a grotesque human head, suggesting that of a music-hall comedian wearing a ridiculously small top hat. This, however, is no doubt intended to be a complimentary portrait (possibly of the deceased), and the three black patches on each side of the face may be tribal marks. The shaft is ornamented in black and white, and is fixed into a socketed head of iron or steel, this being leaf-shaped, with openings cut to leave a central connection with two barbs, but as these are enclosed by an outer border they are probably merely ornamental. I picked up this specimen at a curio shop in Bristol, and it is probably an old one. I have seen nothing similar, but the type is known at the museums as distinct from the spear made in the same region for ordinary use.

## CENTRAL AFRICA

ON the White Nile and its tributaries are to be found several tribes concerning which we have not much information, one of the most important of them being the Shilluks. These are pure negroes, inhabiting the north bank of the White Nile south of Fashoda, and the atlas marks the district of the Upper Sobat as Shilluk territory, though this is perhaps now incorrect. Other tribes of the group are the Nuer, the Jer, the Dor, and the Dinkas—the last a scattered pastoral people.

From the neighbourhood of the White Nile come “mushroom-headed” clubs, of which Fig. 125 is a fine example, attributed to the Shilluks or one of the related tribes. It is 27 inches in length, and has a heavy head and a tapering shaft with pointed end, this part being covered with the skin of some reptile, probably the Monitor Lizard. This would give a good grip, and a leather thong, to wind round the wrist, passes through the shaft  $3\frac{1}{2}$  inches from the point of the butt. The workmanship is excellent, the wood, which is of a lightish colour, being carefully smoothed, but not polished. A Dor type of mushroom club has the head more expanded, and with a sharp edge, and

I have seen mushroom clubs from this part of Africa which might be mistaken for specimens from the South Seas. The Dinkas use wooden parrying-shields almost




FIG. 125.—Mushroom-headed Club, White Nile Region.

exactly like certain Australian patterns, which is remarkable considering the impossibility of any connection between the natives of Central Africa and those of Australia.

## NYASSALAND PROTECTORATE

FIG. 126 shows one of a pair of elephant-spears from the Nyassaland Protectorate. It weighs 5 pounds, is

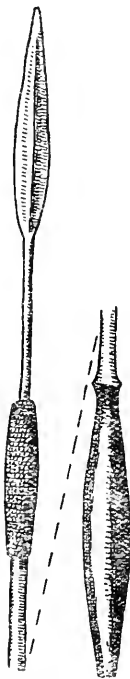


FIG. 126.—Elephant-Spear, Nyassaland Protectorate.

70½ inches long, and is remarkable for the bulge at the bottom of the shaft, this part being coloured black.

The head is of elongated leaf-shape, with medial ridges, and has a long rounded fore-shaft entering a thick wooden shaft, the upper part of which has a hide binding covered with some kind of brownish gum or wax. This binding shows a corded appearance, which is, I fancy, deceptive. The central part of the shaft is uncoloured. The other spear is of the same construction, though rather shorter.

A kind of harpoon is used for elephant-killing by some East African tribes, and hippopotamus harpoons come from the Congo State. I take it that these Nyassaland spears are hurled, and their heavy weight should easily drive the head through the elephant's tough hide ; but it must need much courage and agility to dispatch an elephant by means of such clumsy weapons without mishap to the hunters.



## EAST AFRICA

I HAVE two war-knives procured by a relative at Lamu, a port on the coast of British East Africa, one of which

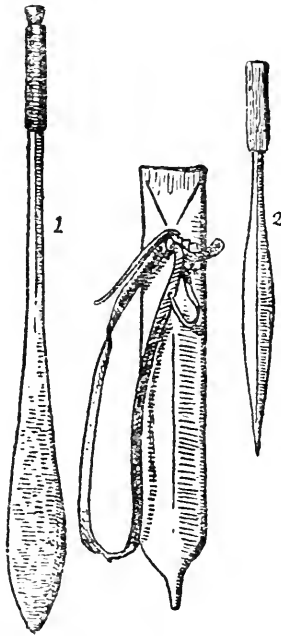


FIG. 127.—(1) War-Knife from Lamu, East Africa. (2) Masai Dagger.

is sketched in Fig. 127, No. 1. This is 25 inches long, and has a plain leaf-shaped blade on a long and

narrow neck which is bevelled at the sides. The handle is of wood, slightly projecting at the pommel, and the grip is covered with black leather. The sheath is of brown leather, sewn down the back, and with a leather strap for suspension attached in front. The second specimen is of similar size and shape, but the blade is slightly ridged on both faces, the bevelling becoming more acute on the neck.

### The Masai Tribe

Masai-land, running across the boundary which separated British and German East Africa before we conquered the latter, furnishes the next specimens to be described. Fig. 127, No. 2, shows a Masai knife or dagger,  $11\frac{1}{2}$  inches long, called a *banyoro*, which has a very sharp double-edged blade like the head of an assegai, the hilt being a rectangular piece of wood, unornamented in any way. As the sheath is missing it cannot be described.

The most characteristic Masai weapon is the spear (Fig. 128, No. 1), which has an enormously long sword-like blade quite unlike any other African pattern. I have two examples, brought home by Mr. H. J. Lind, the blade of one measuring no less than  $33\frac{3}{4}$  inches, not counting a 4-inch socket, whilst the blade of the other measures  $32\frac{3}{4}$  inches. The wooden shafts are remarkably short, respectively exposing the wood to a length of only  $6\frac{1}{2}$  inches and  $4\frac{1}{2}$  inches, each

spear having a heavy iron butt, pointed at the end, socketed to the shaft in order to balance the elongated head. Masai spears seem to be intended for throwing, and their points are said to be rendered innocuous,

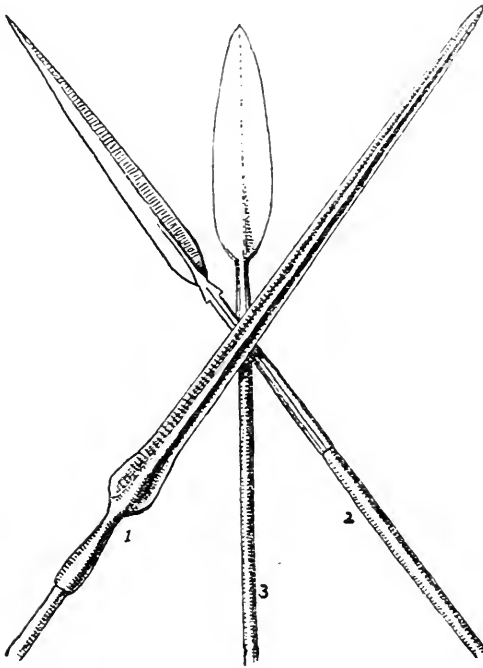


FIG. 128.—(1) Masai Spear. (2) Somali Spear. (3) Spear from Kikuyu District.

when not in use, by balls of ostrich feathers impaled upon them. The average weight is a little over  $3\frac{1}{2}$  pounds; the heads have prominent ridges, and there is no decoration upon my specimens except a band of

copper wire below the socket of the butt upon one of them.

A most interesting archery outfit is given in Figs. 129 and 130. The bow is of tough light-coloured wood, strengthened by a binding of fine iron wire, leaving the wood exposed for the space of  $6\frac{1}{2}$  inches at the centre, where the weapon is grasped, and at the extremities, which terminate in button-shaped ornaments. The wire

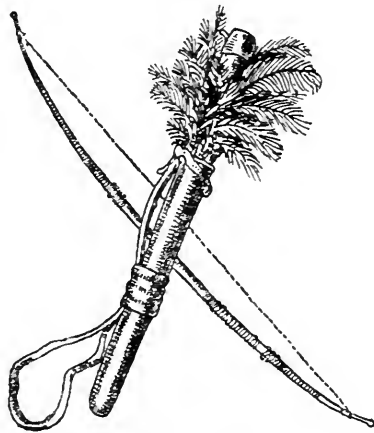


FIG. 129.—Masai Bow and Quiver.

was originally very tightly wound, but has now become loose in places. The cord is fairly thick, twisted from some kind of fibre of a dark-brown colour. This bow, although only 3 feet 10 inches long, is a very powerful and durable weapon, and great pains have been taken in its manufacture. The quiver is of a very striking pattern, being decorated with a funereal black plume apparently made from dyed ostrich feathers. Each

feather is carefully bound to a leather band by two hide laces, this band encircling the upper part of the quiver, which is suspended by a strap passing under the band and also under a plain one at the centre. The quiver is cylindrical, 2 feet 2½ inches long, and is stoutly made

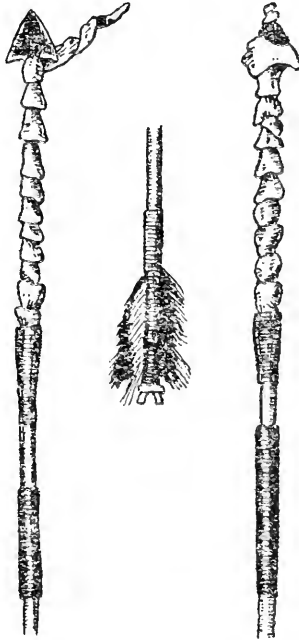


FIG. 130.—East African Poisoned Arrows.

of leather, very neatly sewn up the side. The top is covered by a leather cap, attached to the end of the suspending strap, so that it cannot be lost.

This Masai quiver contained, when brought home, eleven poisoned arrows, two of which are shown in Fig. 130. These probably belonged to it, but if not

Masai are from one of the neighbouring tribes. The shafts are very neatly bound with light and dark thread, and are triply feathered. The iron heads are flat and triangular, and, with the fore-shafts, are thickly smeared with a viscous poison of a black colour, which in each specimen is prevented from drying up, or being rubbed off, by a long strip of thin hide, wound spirally up the fore-shaft and round the head. This covering would protect the owner from accidental injury, and could be removed in a few moments when the arrow might be required. The heads are intended to become detached on striking, remaining in the wound to give the poison time to get into the system. The shafts are of unknotted reed, the total length being about  $25\frac{1}{2}$  inches. This outfit was bought at Mombasa.

## THE KIKUYU DISTRICT

KIKUYU is a district crossed by the railway line from Mombasa to Uganda, and the tribe inhabiting it is called the AKikuyu. A fine spear from this region is figured with Masai and Somali spears in Fig. 128. The total length is 5 feet  $5\frac{1}{2}$  inches, the head being  $14\frac{3}{4}$  inches long and  $3\frac{1}{4}$  inches broad, with an octagonal fore-shaft,  $3\frac{1}{2}$  inches in length, socketed to the shaft, which is of a dark wood. On the lower end of the shaft is socketed a square iron spike,  $13\frac{1}{2}$  inches long, by which the weapon is balanced. The octagonal fore-shaft seems to indicate a Somali influence.

Fig. 131 gives a Kikuyu war-knife, with hilt of ebony-like wood, ending in a conical octagonal copper pommel, silvered over. The blade is almost flat, and is of irregular outline, the workmanship of this part being very inferior when compared with that of the hilt. The scabbard is flat, made of two thick pieces of leather, sewn over a thinner piece by means of slender thongs of animal tissue; and the upper part of the front, which is white, is ornamentally stitched with red and green laces. There are two diagonally-placed

projections on the sides of the scabbard for the attachment of the suspending strap, which has a rude iron

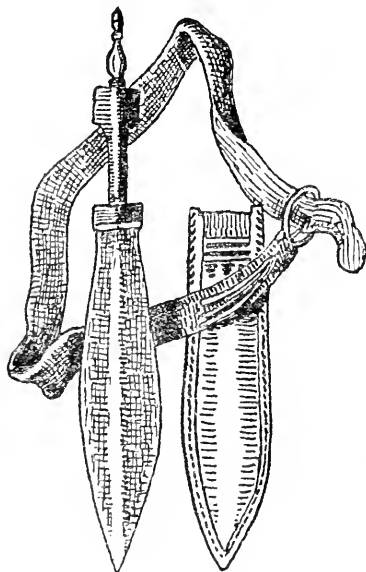


FIG. 131.—War-Knife, Kikuyu.

buckle. Arabic influence is strongly marked. Length of knife,  $17\frac{1}{2}$  inches.



## SOMALILAND

RETURNING to Fig. 128 we see a Somali spear in No. 2. This has a much elongated double-edged head, measuring  $28\frac{1}{4}$  inches from point to base of socket, with central ridge at the base, between grooves, above which it runs to the point as an obtuse angle. The socket is octagonal, the shaft of roughish wood, looking as if it may have been stained, and possibly a replacement. Total length, 7 feet  $\frac{3}{4}$  inch. A lighter specimen came with it, this one being 5 feet  $2\frac{1}{4}$  inches in length. The head is sharply pointed, of flattened diamond-shaped section, and has a slight squared projection at each side of the neck, above a long octagonal socket—this seeming to be a feature of Somali spears. Neither of these spears seems adapted for throwing, but as weapons in a hand-to-hand fight they would be extremely formidable, being well-balanced, and with a stouter shaft than is usual in most parts of Africa.

A different Somali type, apparently intended for throwing, is noticeable through having two arc-shaped depressions, divided by a central ridge, on each face of the blade. I have a specimen about 5 feet  $6\frac{1}{2}$  inches

long, the head and socketed fore-shaft together measuring  $14\frac{3}{4}$  inches, the latter being octagonal, with a raised rim at the end. The shaft is of light-coloured wood, fairly slender, terminating at the butt in a curious projecting spiral ornament.

## HINTS TO COLLECTORS

AS many persons seem to be taking up the collecting of curious weapons formerly made by the savage tribes, now in many cases rapidly disappearing, a few hints as to the best way of displaying and preserving ethnographical specimens may not come amiss. The writer has made a hobby of collecting such objects since boyhood, so may venture to offer some suggestions founded on personal experience. Firstly, having acquired, say, a few clubs and spears, the buyer naturally considers how best to display them, and the appliances he will require for the purpose.

In a museum the walls are usually covered with removable wooden panels to which the specimens are wired, the wire passing over the object at a suitable place and disappearing through holes in the panel, being fastened behind. This is an ideal method, but too elaborate and expensive for the average collector who merely desires to hang a few specimens on the wall of his hall or staircase. Well, experience has proved that the best means of attachment is the more pliable kind of picture-wire, except for specimens of very light weight, for which fine brass wire (as sold for noosing

rabbits) would be sufficiently strong. Copper bell-wire or iron wire should be avoided, being too rigid and liable to kink, and most kinds of cord or string are unreliable, as they perish in time. The nails should have heads of moderate size, and straight objects (such as spears) when to be hung vertically are best attached in the following way : Make a neat loop at each end of a piece of wire long enough, when the loops are made, to be double the circumference of the object (which we will suppose to be a spear). Pass the middle part of the wire round the shaft, draw it tight, and give it a couple of twists behind, turning the looped ends outwards, to pass over the heads of two nails, just clear of the shaft on each side. The wire should be under some projecting part, such as the spear-head, to prevent the specimen from slipping downwards ; and suspended in this way it will always hang straight, which it would not do from a single nail. When weapons are arranged in a slanting or horizontal position two wire bands will be needed, but only one nail for each, and the loops should be made to pass over the nail-heads with ease, so that the weapon may be easily detached for inspection or cleaning, without having to untwist any wire.

Now as to cleaning. Steel and iron parts should be cleared of rust as thoroughly as possible, and then be painted with one of the preservatives procurable from ironmongers. Steel weapons hung in a hall or passage are exposed to unsuspected damp, and if at all high up

may get into a deplorable state before their condition is noticed. To clean them periodically causes needless trouble, as a good preservative will keep them bright for years, and does not in any way spoil their appearance. In the initial scouring care must be taken not to leave visible scratches, which are often caused by the coarse emery-paper now sold, so it is wiser to use knife-powder or, better still, a twopenny slab of the rust-rubber (indiarubber containing powdered carborundum) known as "Rasrust." Weapons of the harder dark woods are much improved in appearance by an occasional rubbing with linseed or other oil, and those of soft wood are preserved from the attacks of wood-boring beetles by the application, now and then, of paraffin. I have found that the heavy South Sea clubs are practically immune from these pests, but they seem particularly keen on African curios of light-coloured wood.

Every specimen should be scientifically labelled with details (when known) of the locality and tribe; but no known cement, glue, paste, or gum will attach a label for any length of time to some specimens, owing to the wood being greasy. It is therefore better to type the label and paste it to an oblong slip of stout card, attaching it to the specimen with thin wire, passing through the end of the card. Labels should hang loosely, to escape being torn off by the housemaid's brush. Specimens from the same region should be grouped together, as mixed trophies never look well.

I should, in fact, advise the beginner to specialize in the weapons of some selected class (say, African, Australian, Polynesian, or Asiatic) rather than to form a heterogeneous collection of anything he may pick up cheaply. Arrows look best when wired, side by side, on a panel painted some light colour, and may be arranged fan-wise if desired. The African ones should not be fixed with the points projecting, as they are usually poisoned.

Now as to buying. The number of specimens in the curio shops is surprising, but the dealers hardly ever know where they come from, and have the vaguest ideas about their respective rarity. Still, most dealers have the notion that *all* these things are now valuable, and often begin by asking quite a ridiculous figure for anything selected. No doubt the values of really desirable specimens (such as Maori, Easter Island, and certain other South Sea weapons) will steadily rise, as they have long ceased to be made; but bargains are still to be found. Mr. J. C. Stevens, of 38, King Street, Covent Garden, holds sales of such curiosities every fortnight, and though the prices obtained for rarities are often quite high, bundles of interesting specimens may often be picked up at these auctions far more cheaply than if the weapons were bought separately from the dealers.

# INDEX

## A

ADMIRALTY ISLANDS, 118-121  
 Adze, memorial, 73-75; from New Guinea, 133, 134  
 Africa, Central, 217, 218; East, 221-230; South, 138-150; West, 153, 185-216  
 AKikuyu tribe, 227, 228  
 Angola, 153  
 Animals on Gaika walking-stick, 147; on Bornu knife, 191, 192  
 Arrows, East African, 225, 226; Kasai, 156-163; Munshi, 205, 207; from New Guinea, 131-133; New Hebrides, 107; Nigerian, 200-207; Pygmy, 158, 161, 163  
 Asbinawa (Kano Province), spear from, 199, 200  
 Ashburton District (Western Australia), spear - thrower from, 22, 23  
 Ashburton River, *kylies* from, 33, 34; message-sticks from, 47, 48; spear from, 15, 16  
 Assegai, varieties of, 138, 139; Gaika types, 141; Zulu types, 139-142  
 Assegai wood, 139  
 Austral Islands, 68-72  
 Australia, 6-49  
 Axe from Angola, 153; Australian, 44-47; BaMbala, 154, 155; Bechuanaland, 151, 152; Kasai, 155, 156  
 Azandeh tribe, falchion of, 168-170; throwing-knives, 170-172; war-knife probably of, 167, 168

## B

BaMangwato tribe, 151, 152  
 BaMbala tribe, 154  
 Bantu tribes, 138-152  
*Banyoro*, 222  
 Bark-cloth beater, 134  
 Bark shield, 40, 41  
 Basalt *meris*, 53  
 Battle-axe from Bechuanaland, 151, 152; Maori, 59, 60  
 Beagle Bay, *churinga* from, 49  
 BeChuana tribe, 151, 152  
 Bechuanaland, 151, 152  
 Belgian Congo, 154-172  
 Beri Beri tribe, war-knife of, 187  
 Binding of assegais, 139  
 Bird-headed clubs, 101-102  
 Birnin Kebbi, throwing-spear from, 198  
 Bismarck Archipelago, 122  
 Blackboy gum, 11-15, 23, 46  
 Blackboy tree, 14, 15  
 Bone-cleaning ceremony, 54  
 Bone clubs, 54  
 Bone - tipped throwing - spears, 136, 137  
*Boomerangs*, 31-34  
 Bornu Province, spear from, 197; war-knives from, 187-192  
 Bouka, clubs from, 109-111, 114  
 Bow, East African, 224; Munshi, 207; from New Hebrides, 107; Nigerian, 203, 204; from Santa Cruz Island, 108  
 Bull-roarers, 34-37

## C

- Carved patterns from Fiji, 86-91; Mangaia, 73; New Guinea, 130; New Zealand, 57; Raivavai, 68-72; Tonga, 80
- Carvings, Gaika, 143-147
- Central Africa, 217, 218
- Ceremonial axe, Kasai, 155, 156
- Chiefs' staves, Gaika, 142-147; Maori, 55-58
- Clubs from Australia, 6-12; Central Africa, 217, 218; Easter Island, 64-66; Fiji, 86-92; Hervey Islands, 75, 76; Marquesas Islands, 67; Masim district, 124, 125; New Britain, 122, 123; New Caledonia, 101-103; New Guinea, 134; New Hebrides, 105, 106; New Zealand, 50-54; Samoa and Tonga, 77-80; Solomon Islands, 109-113; South Africa (see *kerries*); bone, 54; cylindrical, 7, 91, 92; missile, 88, 89; mushroom-headed, 102, 106, 217, 218; pineapple, 134; star-headed, 106, 134; stone-headed, 134
- Coco-palm, club of, 109; spears of, 114, 128, 129; arrows partly of, 131, 132
- Collingwood Bay, cloth-bark beater probably from, 134
- Congo, Belgian, 154-172; French, 172-184
- Cook's Islands, 73-76
- Crossbow, Fang, 176-178
- Cygnat Bay (Western Australia), shield from, 41, 42

## D

- Dagger, Bornu, 188, 189; Masai, 221, 222; Munshi, archer's, 208, 209
- Dance-stick, 111, 113
- Deadum deadum*, 10
- Digging-stick, 28, 29
- Dinka tribe, parrying-shields of, resembling an Australian type, 218

- Diorite, adze-blade of, 74
- Dogs' hair, 56
- Dor tribe, mushroom-headed clubs of, 217, 218
- Double spear, 194-196
- Drum, Nigerian, 213, 214
- Drysdale River (Western Australia), club from, 7, 8; digging-stick from, 28, 29

## E

- East Africa, 221-230
- Easter Island, 64-66
- Eket district, memorial spear from, 215, 216
- Elephant-spears, 219, 220

## F

- Falchion, Azandeh, 168-170
- Fan tribe. See Fang
- Fang tribe, 172-184; crossbow of, 176-178; throwing-knives, 172-175; throwing-spears, 180-184; war-knives, 173-176
- Fiji, 86-94
- Fishing-spears, 85, 125
- French Congo, 172-184
- Friendly Islands (Tonga), 77-80
- Fula tribe, 209
- Fulani horseman's lance, 209

## G

- Gabun River, throwing-spears from, 178-180
- Gaika assegais, 138, 141, 142; staves, 142-147; walking-stick, 147
- Geraldton district (Western Australia), spear from, 15, 16
- Gilbert Islands, 95-99
- Glass-headed spears, 18, 19
- God of Defiance, Maori, 55-60
- Goodenough Island, fishing-spear attributed to, 125, 126
- Grass tree, 14, 15



## H

- Hani*, 55-58  
 Hausa spears, 197-200  
*He ko kuti*, 53  
 Hervey Islands, 73-76  
 High Island (Raivavai), 68-72  
 Hints to Collectors, 231  
*Hunga-munga*, 172, 173

## I

- Ibibio tribe, 215, 216  
 Ilorin Province, double spear  
 from, 195, 196; man-catcher  
 from, 193-195; thrusting-  
 spears from, 196, 197  
 Isdell Ranges (Western Aus-  
 tralia), *kylie* from, 31, 32

## J

- Jade, Maori *meris* of, 53, 54  
*Jumba*, 185

## K

- Kaffir tribes, 138-150  
 Kamerun (the Cameroons), 185  
 Kamerun River, war-knife  
 from, 185  
 "Kangaroo Rat," 27, 29  
 Kangaroo-tail sinew, 24  
 Kano Province, spears from,  
 197-200  
 Kasai district, arrows from, 156-  
 163; ceremonial axe from,  
 155, 156  
*Katta*, 28, 29  
*Kerries*, 148-150  
 Kikuyu district, 227, 228  
 Kimberley (Western Australia),  
*kylie* from, 32  
 Kingsmill (Gilbert) Islands, 95-  
 99  
 Knife, edged with sharks' teeth,  
 98, 99; obsidian, 118, 119  
 Knobsticks, 147, 148  
 Kookynie district (Western Aus-  
 tralia), bull-roarer from, 36,  
 37; parrying-sticks from, 11;  
 shield from, 44; spear-  
 throwers from, 21, 22  
*Kra kra*, 193-195  
*Kylios*, 31-34

## L

- Lamu, war-knives from, 221,  
 222  
 Lance, Fulani, 209  
*Leah*, 10  
*Leowal*, 12  
 Lukuga River, axe from, 154,  
 155

## M

- Maisai tribe, 222-226; arrows of,  
 224-226; bow, 224; dagger,  
 221; spears, 222-224  
 Malaita, 114  
*Malga*, 11  
 Man-catcher, 193-195  
 Mangaia, memorial adze from,  
 73, 75  
 Maori carving, 57  
 Marquesas Islands, 67  
 Massim district, 124-126  
 Memorial adze, 73-75; spear,  
 215, 216  
*Meri*, 50-54  
 Message-sticks, 47-49  
 Middle Congo, curious weapon  
 from, 167  
*Midlal*, 20  
 Missile clubs, 88, 89; knives,  
 170-175  
 Monitor lizard, skin of, on club,  
 217  
 Monkey carved on staff, 145  
*Mulabakka*, 40, 41  
 Mundu (Azandeh sub-tribe), 168,  
 169  
 Munshi tribe, 207; archer's  
 dagger of, 208, 209; arrows  
 of, 205-207; bow, 207  
 Murchison, Upper, spear from,  
 13, 14  
 Mushroom-headed clubs, 102,  
 106, 217, 218

## N

- Nail-head pattern, 91, 92  
 Navigators' Islands (Samoa),  
 77-80  
 New Britain, 122, 123  
 New Caledonia, 101-103

New Guinea, 127-134  
 New Hebrides, 105-107  
 New Ireland, 122, 123  
 New Zealand, 50-63  
 Niam Niam (or Neam Nam) tribe. See Azandeh tribe, 168-172  
 Nigeria, Northern, 187-214;  
     Southern, 215, 216  
 Niue, (Savage Island), 81-85  
*Nulla-nulla*, 6  
 Nyassaland Protectorate, 219, 220

O

Obsidian, 65, 66, 118, 119  
 Onslow (Western Australia),  
*kylie* from, 32, 33; shield  
 from, 43  
 Ostrich feathers on Masai  
 quiver, 224

P

Paddle, decorated official,  
 wrongly attributed to Hervey  
 Islands, 69-72; Fijian pattern,  
 93, 94; Nigerian, 210-213  
 Paddle-shaped clubs, 110, 111,  
 113  
 Parrying-shields, 37-40  
 Parrying-sticks, 10, 11  
*Patu-paratca*, 50, 51  
*Paua* (Haliotis shell), 55  
 Poisoned arrows, Kasai, 156-  
 163; Masai, 225, 226; Munshi,  
 205, 207; Nigerian, 200-207;  
 Pygmy, 158, 161, 163  
 Port Moresby, adze probably  
 from, 133, 134  
 Poverty Bay, Maori club from, 52  
 Pygmy tribe, 158

Q

Queen Charlotte Islands (Santa  
 Cruz), 108  
 Queensland, spear - throwing  
 club from, 24, 27, 29  
 Quivers, Masai, 224, 225;  
     Nigerian, 200-207

## R

Raivavai (High Island), 68-72  
 Rapa Nui (Easter Island), 64-  
 66  
 Red ochre on weapons, 7, 12, 22,  
 49

## S

Sago-palm, beater of, 134, 135;  
 weapons of, 85, 124, 125, 128,  
 130  
 Samoa, 77-80  
 San Cristoval, spears from, 114,  
 115, 117  
 Sanga, war-knife probably from,  
 164, 165  
 Santa Cruz Island, 108  
 Savage Island, 81-85  
 Sennit (or Sinnet), 75, 97, 98,  
 102, 122, 123  
 Sharks' teeth on weapons, 95-99  
 Shields, Australian, 37-44; bark,  
 40, 41; parrying, 37-40; of the  
 Dinka tribe, 218  
 Shilluk tribe, club attributed to,  
 217, 218  
 Snakes carved on staves, 142,  
 143, 145  
 Sokoto Province, throwing-  
 spears from, 197-199  
 Solomon Islands, 109-117  
 Somaliland, 229, 230  
 South Africa, 138-150  
 Spears, Admiralty Islands, 118-  
 121; Australia, 12-20; Bornu,  
 197; Fiji, 91-93; Gilbert  
 Islands, 98; Goodenough  
 Island, 125, 126; Hausa, 107-  
 200; Kikuyu, 223, 227; Masai,  
 222-224; Massim district (?),  
 125; New Guinea, 127-130;  
 New Zealand, 60; Savage  
 Island, 81-85; Solomon  
 Islands, 114-117; Somali, 223,  
 229, 230; Torres Straits  
 Islands, 134-137; Yoruba, 195-  
 197; elephant, 219, 220; fish-  
 ing, 85, 125; glass-headed, 18,  
 19; obsidian-headed, 118, 121;  
 stone-headed, 16, 18. See  
 also Assegais

Spear-paddles, 75, 76, 81, 82  
 Spear-throwers, 13, 20-27  
 Spear-throwing club, 24, 29  
 Spinifex gum, 14-16, 47  
 Spinifex plant, 14  
 Stanley Falls district, war-knife from, 166  
 Star-headed clubs, 106, 134  
 Staves, Gaika, 142-147; Maori, 55-58  
 Stone-headed adzes, 73-75, 133, 134; axe, 45, 46; clubs, 134; spears, 16, 18  
 Swan River, climbing-axe probably from, 45, 46

## T

*Tamang*, 37, 39  
*Tapa* (bark-cloth), 134  
*Tewha-tewha*, 57, 58  
 Throwing - spears, French Congo, 178-184; Gaika, 138, 141, 142; Hausa, 197-200; Somali, 229, 230; Torres Straits Islands, 134-137; Zulu, 139-142  
 Tiki (Maori god), 51  
 Tofoke tribe, war-knife of, 164, 165  
*Toko*, 88  
*Toko-toko*, Maori, 60-63  
 Tonga, 77-80  
 Torres Straits Islands, darts or throwing-spears from, 134-137  
 Tubuai (Austral) Islands, 68-72  
 Turkey Creek, East Kimberley, spear from, 17, 18; spear-head from, 19; spear-thrower from, 23, 25

## U

Ubangi River, war-knife probably from, 166  
*Ula*, 88  
 Upoto, war-knife from, 164, 165

## V

Vavita (Raivavai), 68-72  
 Victoria, shields from, 37-41

## W


*Waddy*, 6-10  
 Walking-sticks, Gaika, 147; Maori, 60-63  
 War-knives, AKikuyu, 227, 228; Congo, 163-176; Kamerun, 185, 186; Lamu, 221, 222; Northern Nigerian, 187-193  
*Weel-weel*, 27, 29  
 West Kimberley, *kylie* from, 32  
 Wiluna (Western Australia), bull-roarer from, 36  
 Wire binding on knobsticks, 147-149  
*Witarna*, 35, 36  
*Woomero*, 13, 20-27  
 Wyndham, Kimberley, axe from, 46, 47; spears from, 16, 17; spear-thrower from, 23

## Y

Yoruba tribe, 193-197

## Z

Zulu assegais, 139-142; *kerries*, 149, 150





MAR 10 1975

7 DAY USE  
RETURN TO  
ANTHROPOLOGY LIBRARY

This publication is due on the LAST DATE  
and HOUR stamped below.

JAN 5 1978	
MAR 20	
<del>DEC 20 1963</del>	

RB17-30m-10,73  
(R3381810)4188--A-32

General Librar  
University of Cali  
Berkeley

UNIVERSITY OF CALIFORNIA LIBRARY

